



Capital Asset Advisory Committee Meeting Agenda

Date/Time: Thursday, July 15, 2021 8:00 a.m. – 10:00 a.m.

Location: Warren Tech South Campus, 13299 W Coal Mine Ave, Littleton, CO 80127

Capital Asset Advisory Committee Members:

Gordon Calahan, Megan Castle, Kathy Hodgson, George Latuda, Christina Mauro, Tom Murray, Daniel Oakley, Laura Perry, M. L. Richardson, Brittney Warga

Staff: Superintendent Dorland, Steve Bell, Nicole Stewart, Tammy Schiff, Bruce Huxley, Berry Jones, Jason Hendricks, Heather Frizzell, Maureen Wolsborn, Tim Reed, Robin Acree

Guests: Heather Keaton, Principal WTOC, Eric Stroup, A/P WTOC, Sam Miller, Sr. PM

Agenda items:

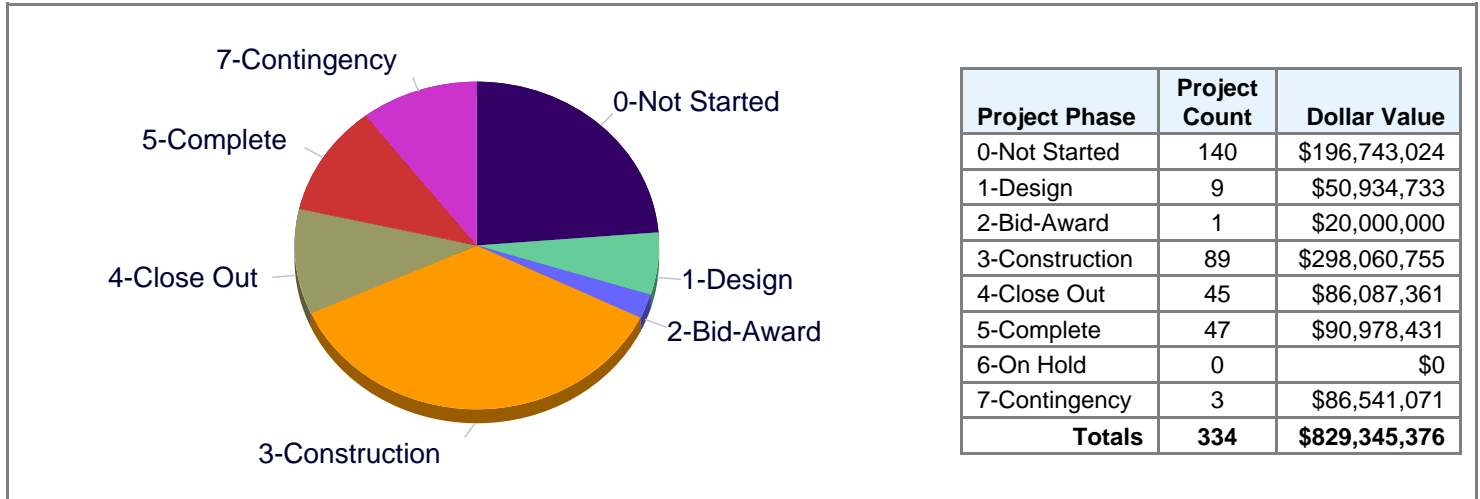
- General
 - o CIP Update
 - Discussion recent bid work
 - o Work in Progress Report
 - Discussion
 - o CIP Evaluation Project – Status Report
- Communications
 - o General Update
- Planning/Property Management Update
 - o General Update
- Construction Management Update
 - o General Update
 - o Status Reports and Schedule Updates
 - H/G -Bond
 - 19M Programs
 - 20M Programs
 - 21M Programs
 - Forecast Remaining Funds Management
- Tour of Warren Tech South
 - o Summary of Contingency and Remaining Program Funds

| | |
|--|---------------|
| ▪ Unallocated Cumulative Program Contingency | \$ 5,722,412 |
| ▪ Forecast Remaining Contingency in Projects | (\$ 39,212) |
| ▪ Sub Total | \$ 5,683,200 |
| ▪ Unallocated H/G Bond | \$ 86,541,071 |
| ▪ Forecast Remaining Contingency in H Projects | \$ 2,284,280 |
| ▪ Sub Total | \$ 88,825,351 |
| ▪ Total | \$ 94,508,551 |
| ▪ Compares to Previous Month of | \$ 95,489,230 |
| ▪ Other Committee Items | |

Proposed Schedule for 2021 – Thursday, August 19, 2021
 Thursday, September 16, 2021
 Thursday, October 21, 2021

2018 Capital Improvement Program

Program Dollar Value by Phase



Program Narrative

The 2018 Capital Improvement Program includes the 5B bond voted on and passed in November of 2018.

74% of defined bond projects have been initiated as of July 2021.

Program Float Report

| Priority | Facility Name | Project ID | Project name | Finish Date | |
|----------|--------------------------|------------|--|-------------|----------|
| | | | | Target | Forecast |
| 1 | Foster ES | H15000A01 | Foster ES Addition & General Upgrades | 8/9/21 | 8/24/21 |
| | Brady Exploration School | H51700U01 | Brady Exploration School Efficiency & Future Ready | 8/9/21 | 9/21/21 |
| | Wayne Carle MS | H64000A01 | Wayne Carle MS Addition & General Upgrades | 8/2/21 | 8/30/21 |

Program Contingency and Remaining Funds

| Program Contingency (Unallocated) | Forecast Remaining Funds in Projects | Net Remaining Program Funds |
|-----------------------------------|--------------------------------------|-----------------------------|
| \$86,541,071 | \$2,284,280 | \$88,825,351 |

2018 Capital Improvement Program - Project Detail

| Plan Year: 2022 | Work Progress | | Budget Summary | | | | |
|--|---------------|----|----------------|--------------|-----------|---------|-------|
| Project Description | Phase | % | Original | Current | Variance | Haz-Mat | Notes |
| Arvada West HS Efficiency & Future Ready | Not Started | 0% | \$1,038,715 | \$1,038,715 | \$0 | \$0 | |
| Bear Creek High HS Efficiency & Future Ready | Not Started | 0% | \$1,138,341 | \$1,138,341 | \$0 | \$0 | |
| Bergen Valley ES Efficiency & Future Ready | Not Started | 0% | \$277,506 | \$277,506 | \$0 | \$0 | |
| Blue Heron ES Efficiency & Future Ready | Not Started | 0% | \$489,889 | \$489,889 | \$0 | \$0 | |
| Colorow ES Efficiency & Future Ready | Not Started | 0% | \$1,876,115 | \$1,876,115 | \$0 | \$0 | |
| Creighton MS Efficiency & Future Ready | Not Started | 0% | \$876,001 | \$876,001 | \$0 | \$0 | |
| Elk Creek ES Efficiency & Future Ready | Not Started | 0% | \$590,686 | \$590,686 | \$0 | \$0 | |
| Emory ES Efficiency & Future Ready | Not Started | 0% | \$2,261,031 | \$2,261,031 | \$0 | \$0 | |
| Fairmount Mechanical & LED Upgrades | Not Started | 0% | \$1,277,409 | \$1,277,409 | \$0 | \$0 | |
| G DW Elevator Upgrades 2022 | Not Started | 0% | \$0 | \$350,000 | \$350,000 | \$0 | |
| G DW Flooring 2022-I 4-ES 2-MS | Not Started | 0% | \$939,000 | \$939,000 | \$0 | \$0 | |
| G DW Flooring 2022-II 7-ES | Not Started | 0% | \$840,000 | \$840,000 | \$0 | \$0 | |
| G DW LED Lighting 2022 8-ES 2-MS 2-HS 3-Other | Not Started | 0% | \$2,144,166 | \$2,144,166 | \$0 | \$0 | |
| G DW Mechanical 2022 3-ES | Not Started | 0% | \$4,597,740 | \$4,597,740 | \$0 | \$0 | |
| G DW Modular Bldg Removal 2022 | Not Started | 0% | \$0 | \$350,000 | \$350,000 | \$0 | |
| G DW Paving 2022 4-ES 1-MS | Not Started | 0% | \$1,135,050 | \$1,135,050 | \$0 | \$0 | |
| G DW Playground 2022-I 4-ES | Not Started | 0% | \$514,500 | \$514,500 | \$0 | \$0 | |
| G DW Playground 2022-II 2-ES | Not Started | 0% | \$147,000 | \$147,000 | \$0 | \$0 | |
| G DW Roofing 2022 4-ES 1-MS | Not Started | 0% | \$2,850,746 | \$2,850,746 | \$0 | \$0 | |
| G DW Security Glass 2022 8-ES 1-MS 1-HS 1-Other | Not Started | 0% | \$88,000 | \$88,000 | \$0 | \$0 | |
| Golden HS Efficiency & Future Ready | Not Started | 0% | \$535,812 | \$535,812 | \$0 | \$0 | |
| Green Mtn ES Efficiency & Future Ready | Not Started | 0% | \$634,629 | \$634,629 | \$0 | \$0 | |
| Lakewood HS Efficiency & Future Ready | Not Started | 0% | \$2,046,141 | \$2,046,141 | \$0 | \$0 | |
| Long View HS Efficiency & Future Ready | Not Started | 0% | \$240,710 | \$240,710 | \$0 | \$0 | |
| Mandalay MS Efficiency & Future Ready | Not Started | 0% | \$1,011,517 | \$1,011,517 | \$0 | \$0 | |
| Mitchell ES Efficiency & Future Ready | Not Started | 0% | \$558,434 | \$558,434 | \$0 | \$0 | |
| Mortensen ES Efficiency & Future Ready | Not Started | 0% | \$538,997 | \$538,997 | \$0 | \$0 | |
| North Arvada MS Efficiency & Future Ready | Not Started | 0% | \$2,392,923 | \$2,392,923 | \$0 | \$0 | |
| Peck ES Efficiency & Future Ready | Not Started | 0% | \$276,140 | \$276,140 | \$0 | \$0 | |
| Red Rocks ES Efficiency & Future Ready | Not Started | 0% | \$1,260,562 | \$1,260,562 | \$0 | \$0 | |
| Secrest ES Efficiency & Future Ready | Not Started | 0% | \$382,338 | \$382,338 | \$0 | \$0 | |
| Shaffer ES Efficiency & Future Ready | Not Started | 0% | \$434,372 | \$434,372 | \$0 | \$0 | |
| Shelton ES Efficiency & Future Ready | Not Started | 0% | \$1,309,323 | \$1,309,323 | \$0 | \$0 | |
| Slater ES Efficiency & Future Ready | Not Started | 0% | \$1,262,059 | \$1,262,059 | \$0 | \$0 | |
| Stevens ES Efficiency & Future Ready | Not Started | 0% | \$624,688 | \$624,688 | \$0 | \$0 | |
| Stony Creek ES Efficiency & Future Ready | Not Started | 0% | \$736,204 | \$736,204 | \$0 | \$0 | |
| Swanson ES Playground Upgrades | Not Started | 0% | \$175,000 | \$175,000 | \$0 | \$0 | |
| Thomson ES Efficiency & Future Ready | Not Started | 0% | \$664,090 | \$664,090 | \$0 | \$0 | |
| Warder ES Efficiency & Future Ready | Not Started | 0% | \$481,102 | \$481,102 | \$0 | \$0 | |
| Warren Tech North Efficiency & Future Ready | Not Started | 0% | \$425,202 | \$425,202 | \$0 | \$0 | |
| West Jeff ES Efficiency & Future Ready | Not Started | 0% | \$178,130 | \$178,130 | \$0 | \$0 | |
| Westgate ES Efficiency & Future Ready | Not Started | 0% | \$1,094,042 | \$1,094,042 | \$0 | \$0 | |
| Wheat Ridge HS Efficiency & Future Ready | Not Started | 0% | \$13,848,732 | \$13,848,732 | \$0 | \$0 | |
| Wilmore Davis ES Efficiency & Future Ready | Not Started | 0% | \$1,100,225 | \$1,100,225 | \$0 | \$0 | |
| Mt Evans OELS Efficiency & Future Ready | Design | 0% | \$3,210,190 | \$3,210,190 | \$0 | \$0 | |
| Windy Peak OELS Efficiency & Future Ready | Design | 0% | \$3,340,982 | \$3,340,982 | \$0 | \$0 | |

| Plan Year: 2021 | Work Progress | | Budget Summary | | | | |
|--|---------------|------|----------------|--------------|-------------|-----------|-------|
| Project Description | Phase | % | Original | Current | Variance | Haz-Mat | Notes |
| Charter Two Roads Arvada General Upgrades | Not Started | 1% | \$0 | \$640,682 | \$640,682 | \$0 | PI |
| Evergreen HS Renovation & General Upgrades | Design | 13% | \$10,136,692 | \$10,136,692 | \$0 | \$363,100 | |
| Evergreen MS Renovation & Upgrades | Design | 10% | \$7,720,755 | \$7,720,755 | \$0 | \$0 | |
| G DW Modular Bldg Removal 2021 5-ES | Design | 0% | \$0 | \$250,000 | \$250,000 | \$0 | |
| Jeffco Open School Efficiency & Future Ready | Design | 6% | \$9,700,287 | \$9,700,287 | \$0 | \$0 | |
| Ralston Valley HS Addition & General Upgrades | Design | 6% | \$7,625,513 | \$7,625,513 | \$0 | \$0 | |
| Standley Lake HS Addition & General Upgrades | Design | 8% | \$8,033,020 | \$8,033,020 | \$0 | \$0 | |
| Prospect Valley ES Replace School | Bid-Award | 6% | \$20,000,000 | \$20,000,000 | \$0 | \$0 | |
| Alameda Int'l Jr-Sr HS FF&E | Construction | 0% | \$378,000 | \$893,750 | \$515,750 | \$0 | FFE |
| Bell MS FF&E | Construction | 0% | \$225,000 | \$940,625 | \$715,625 | \$0 | FFE |
| CTE South FF&E | Construction | 0% | \$500,000 | \$459,375 | (\$40,625) | \$0 | |
| Carmody MS Efficiency & Future Ready | Construction | 59% | \$1,589,108 | \$1,589,108 | \$0 | \$21,542 | |
| Carmody MS FF&E | Construction | 2% | \$94,500 | \$737,500 | \$643,000 | \$0 | FFE |
| Charter Compass Montessori Golden General Upgrades | Construction | 0% | \$0 | \$640,682 | \$640,682 | \$0 | PI |
| Chatfield HS Efficiency & Future Ready | Construction | 53% | \$2,721,353 | \$2,721,353 | \$0 | \$0 | |
| Columbine HS FF&E | Construction | 61% | \$1,470,000 | \$1,396,250 | (\$73,750) | \$0 | |
| D'Evelyn Jr-Sr HS Addition | Construction | 23% | \$870,082 | \$6,262,085 | \$5,392,003 | \$0 | SC |
| Dakota Ridge HS Efficiency & Future Ready | Construction | 51% | \$3,162,502 | \$3,162,502 | \$0 | \$0 | |
| Deane ES Efficiency & Future Ready | Construction | 57% | \$847,878 | \$620,235 | (\$227,643) | \$9,321 | |
| Dennison ES Efficiency & Future Ready | Construction | 44% | \$966,488 | \$966,488 | \$0 | \$65,945 | |
| Dennison ES FF&E | Construction | 0% | \$42,840 | \$548,918 | \$506,078 | \$0 | FFE |
| Deviny ES Efficiency & Future Ready | Construction | 42% | \$745,596 | \$926,010 | \$180,414 | \$15,009 | |
| Deviny ES FF&E | Construction | 2% | \$105,000 | \$342,668 | \$237,668 | \$0 | |
| Everitt MS Efficiency & Future Ready | Construction | 28% | \$3,000,921 | \$3,000,921 | \$0 | \$89,699 | |
| Everitt MS FF&E | Construction | 73% | \$297,500 | \$297,500 | \$0 | \$0 | |
| Fitzmorris ES Efficiency & Future Ready | Construction | 61% | \$1,059,436 | \$1,059,436 | \$0 | \$12,966 | |
| Fitzmorris ES FF&E | Construction | 0% | \$110,250 | \$419,712 | \$309,462 | \$0 | |
| Foster ES FF&E | Construction | 0% | \$498,750 | \$329,808 | (\$168,942) | \$0 | |
| G DW Field Improvements 2021 1-ES 4-HS | Construction | 24% | \$2,887,500 | \$11,613,955 | \$8,726,455 | \$0 | SC |
| G DW Flooring 2021 6-ES | Construction | 75% | \$1,306,266 | \$1,358,948 | \$52,682 | \$308,001 | |
| G DW LED Lighting 2021 11-ES | Construction | 23% | \$1,835,700 | \$1,861,361 | \$25,661 | \$0 | |
| G DW Mechanical 2021 5-ES | Construction | 43% | \$2,924,250 | \$4,261,578 | \$1,337,328 | \$81,480 | SC |
| G DW Paving 2021 2-ES 1-MS | Construction | 30% | \$682,500 | \$682,500 | \$0 | \$0 | |
| G DW Playgrounds 2021 9-ES | Construction | 46% | \$692,475 | \$2,011,919 | \$1,319,444 | \$0 | MC,SC |
| G DW Roofing 2021 5-ES | Construction | 58% | \$1,887,929 | \$1,831,266 | (\$56,663) | \$0 | |
| G DW Security Glass 2021 6-ES 5-MS 1-HS | Construction | 63% | \$96,000 | \$96,000 | \$0 | \$0 | |
| Golden HS Doors Replacement | Construction | 97% | \$263,486 | \$258,536 | (\$4,949) | \$0 | |
| Green Mountain ES FF&E | Construction | 61% | \$38,663 | \$135,741 | \$97,077 | \$0 | |
| H DW Elevator Upgrades 2021 1-MS 1-Other | Construction | 100% | \$0 | \$311,054 | \$311,054 | \$0 | |
| Jefferson Jr-Sr HS FF&E | Construction | 0% | \$0 | \$168,750 | \$168,750 | \$0 | |
| Kullerstrand ES Efficiency & Future Ready | Construction | 60% | \$1,143,045 | \$1,172,277 | \$29,232 | \$97,555 | |
| Kullerstrand ES FF&E | Construction | 0% | \$147,000 | \$267,668 | \$120,668 | \$0 | |
| Kyffin ES Efficiency & Future Ready | Construction | 52% | \$4,144,305 | \$3,981,025 | (\$163,280) | \$39,714 | |
| Kyffin ES FF&E | Construction | 0% | \$341,250 | \$432,933 | \$91,683 | \$0 | |
| Lasley ES Efficiency & Future Ready | Construction | 79% | \$632,859 | \$654,119 | \$21,260 | \$7,742 | |
| Lasley ES FF&E | Construction | 0% | \$441,000 | \$192,668 | (\$248,332) | \$0 | |
| Lawrence ES Efficiency & Future Ready | Construction | 43% | \$2,443,566 | \$2,311,298 | (\$132,268) | \$0 | |
| Lumberg ES FF&E | Construction | 0% | \$551,250 | \$502,885 | (\$48,365) | \$0 | |

JEFFCO PUBLIC SCHOOLS
Construction Management
Status of Projects by Program



| Plan Year: 2021 | Work Progress | | Budget Summary | | | | |
|---|---------------|------|----------------|--------------|---------------|----------|-------|
| Project Description | Phase | % | Original | Current | Variance | Haz-Mat | Notes |
| Manning School FF&E | Construction | 0% | \$21,105 | \$432,812 | \$411,708 | \$0 | |
| Maple Grove ES Efficiency & Future Ready | Construction | 58% | \$807,121 | \$791,600 | (\$15,521) | \$24,470 | |
| Maple Grove ES FF&E | Construction | 3% | \$194,250 | \$342,668 | \$148,418 | \$0 | |
| Marshdale ES Replace School | Construction | 8% | \$20,000,000 | \$17,949,995 | (\$2,050,005) | \$0 | |
| Miller Special School Efficiency & Future Ready | Construction | 56% | \$1,616,366 | \$1,708,720 | \$92,354 | \$4,947 | |
| Parmalee ES FF&E | Construction | 1% | \$168,000 | \$207,981 | \$39,981 | \$0 | |
| Patterson Cottages Efficiency & Future Ready | Construction | 62% | \$526,229 | \$604,051 | \$77,822 | \$32,212 | |
| Patterson International Efficiency & Future Ready | Construction | 63% | \$360,591 | \$276,978 | (\$83,613) | \$28,458 | |
| Pomona HS FF&E | Construction | 2% | \$1,050,000 | \$622,500 | (\$427,500) | \$0 | |
| Powderhorn ES Addition & General Upgrades | Construction | 9% | \$5,876,860 | \$5,876,860 | \$0 | \$15,600 | |
| Ryan ES Efficiency & Future Ready | Construction | 67% | \$1,213,833 | \$1,213,833 | \$0 | \$0 | |
| Ryan ES FF&E | Construction | 1% | \$362,250 | \$524,279 | \$162,029 | \$0 | |
| Sheridan Green ES Efficiency & Future Ready | Construction | 56% | \$851,758 | \$1,248,796 | \$397,038 | \$0 | |
| Sheridan Green ES FF&E | Construction | 92% | \$473,550 | \$164,183 | (\$309,367) | \$0 | |
| Stott ES Efficiency & Future Ready | Construction | 47% | \$826,580 | \$887,045 | \$60,465 | \$87,872 | |
| Vanderhoof ES Efficiency & Future Ready | Construction | 57% | \$1,707,668 | \$2,149,449 | \$441,782 | \$62,944 | |
| Wayne Carle MS FF&E | Construction | 0% | \$182,000 | \$175,000 | (\$7,000) | \$0 | |
| Westridge ES Efficiency & Future Ready | Construction | 30% | \$418,174 | \$459,777 | \$41,603 | \$0 | |
| Allendale ES Efficiency & Future Ready | Close Out | 100% | \$752,628 | \$60,252 | (\$692,376) | \$0 | |
| Allendale ES FF&E | Close Out | 100% | \$365,872 | \$71,409 | (\$294,464) | \$0 | |
| Jefferson Academy Charter Debt Repayment | Close Out | 0% | \$0 | \$1,281,894 | \$1,281,894 | \$0 | PI |
| Slater ES Asbestos Abatement | Close Out | 100% | \$0 | \$0 | \$0 | \$6,084 | |

| Plan Year: 2020 | Work Progress | | Budget Summary | | | | |
|---|---------------|------|----------------|--------------|-------------|-----------|----------|
| Project Description | Phase | % | Original | Current | Variance | Haz-Mat | Notes |
| Bell MS Addition & General Upgrades | Construction | 91% | \$6,877,348 | \$6,844,705 | (\$32,643) | \$32,643 | |
| Brady Exploration School Efficiency & Future Ready | Construction | 46% | \$1,752,517 | \$1,859,731 | \$107,214 | \$0 | |
| CTE South New Bldg | Construction | 91% | \$10,000,000 | \$10,071,100 | \$71,100 | \$0 | |
| Charter Compass Montessori Wheat Ridge General Upgrade | Construction | 90% | \$3,090,152 | \$2,651,099 | (\$439,053) | \$0 | CC,PI |
| Charter Excel Academy Charter School General Upgrades | Construction | 95% | \$3,090,152 | \$3,831,104 | \$740,952 | \$0 | PI |
| Charter Montessori Peaks Academy General Upgrades | Construction | 79% | \$3,090,152 | \$3,832,043 | \$741,891 | \$0 | PI |
| Charter Rocky Mountain Deaf School General Upgrades | Construction | 77% | \$3,090,152 | \$3,828,328 | \$738,176 | \$0 | PI |
| Conifer HS Addition & General Upgrades | Construction | 98% | \$7,550,789 | \$10,565,641 | \$3,014,852 | \$0 | MC,UC,OB |
| Conifer HS FF&E | Construction | 89% | \$892,500 | \$965,625 | \$73,125 | \$0 | |
| Dunstan MS Technology Upgrades | Construction | 100% | \$18,000 | \$18,000 | \$0 | \$0 | |
| Foster ES Addition & General Upgrades | Construction | 60% | \$5,364,815 | \$5,364,815 | \$0 | \$164,078 | |
| Fremont ES FF&E | Construction | 100% | \$157,500 | \$334,083 | \$176,583 | \$0 | |
| Green Mountain HS FF&E | Construction | 86% | \$1,417,500 | \$1,212,500 | (\$205,000) | \$0 | |
| H DW HVAC 2020 2-ES 1-Other | Construction | 99% | \$1,926,540 | \$2,093,732 | \$167,192 | \$35,165 | |
| H DW Network Upgrades 75-ES 13-MS 12-HS 18-Other | Construction | 65% | \$7,000,000 | \$7,000,000 | \$0 | \$0 | |
| Jefferson HS Addition & General Upgrades | Construction | 83% | \$12,225,139 | \$12,225,139 | \$0 | \$272,614 | |
| Kendrick Lakes ES FF&E | Construction | 100% | \$658,840 | \$615,100 | (\$43,740) | \$0 | |
| Lumberg ES Addition & General Upgrades | Construction | 71% | \$7,397,620 | \$7,758,316 | \$360,696 | \$177,852 | |
| Manning School Addition & General Upgrades | Construction | 76% | \$6,403,971 | \$6,403,971 | \$0 | \$64,812 | |
| Parmalee ES Addition & General Upgrades | Construction | 71% | \$3,571,423 | \$4,127,817 | \$556,394 | \$19,173 | SC |
| Pomona HS Addition & General Upgrades | Construction | 32% | \$9,368,604 | \$9,368,604 | \$0 | \$0 | |
| Wayne Carle MS Addition & General Upgrades | Construction | 85% | \$5,201,180 | \$4,850,545 | (\$350,635) | \$0 | |
| Arvada HS FF&E | Close Out | 100% | \$1,417,500 | \$1,064,135 | (\$353,365) | \$0 | |
| Arvada K-8 Efficiency & Future Ready | Close Out | 100% | \$2,094,864 | \$1,957,848 | (\$137,015) | \$245,688 | |
| Belmar ES Efficiency & Future + Paving | Close Out | 100% | \$690,210 | \$848,999 | \$158,790 | \$85,281 | |
| Belmar School of Integ. Arts FF&E | Close Out | 100% | \$78,750 | \$382,202 | \$303,452 | \$0 | |
| Charter Lincoln Academy Charter School General Upgrades | Close Out | 99% | \$3,090,152 | \$3,827,478 | \$737,326 | \$0 | PI |
| Columbine Hills ES Efficiency & Future Ready | Close Out | 100% | \$820,608 | \$1,030,910 | \$210,302 | \$18,306 | |
| Coronado ES Efficiency & Future Ready | Close Out | 100% | \$2,377,700 | \$2,211,237 | (\$166,463) | \$11,023 | |

JEFFCO PUBLIC SCHOOLS
Construction Management
Status of Projects by Program



| Plan Year: 2020 | Work Progress | | Budget Summary | | | | |
|---|---------------|------|----------------|--------------|--------------|-----------|----------|
| Project Description | Phase | % | Original | Current | Variance | Haz-Mat | Notes |
| Dutch Creek ES Efficiency & Future Ready | Close Out | 100% | \$1,101,361 | \$1,238,749 | \$137,388 | \$38,240 | |
| Eiber ES Efficiency & Future Ready | Close Out | 98% | \$1,016,502 | \$1,376,737 | \$360,236 | \$175,482 | |
| Foothills ES Efficiency & Future Ready | Close Out | 100% | \$883,658 | \$1,130,792 | \$247,134 | \$51,404 | |
| Fremont ES Efficiency & Future Ready | Close Out | 100% | \$1,038,912 | \$1,087,700 | \$48,788 | \$102,186 | |
| Green Gables ES FF&E | Close Out | 100% | \$399,000 | \$99,268 | (\$299,732) | \$0 | |
| H 581 Conference Place Reopen Phase 2 | Close Out | 100% | \$0 | \$506,698 | \$506,698 | \$0 | UC,EC,SC |
| H DW Field Improvements 9-HS | Close Out | 100% | \$8,400,000 | \$19,098,896 | \$10,698,896 | \$172,216 | SC |
| H DW Fire Sprinklers Replacement 3-ES 1-MS 1-Other | Close Out | 100% | \$139,253 | \$128,389 | (\$10,863) | \$0 | |
| H DW Flooring 2020-I 2-ES 2-Other | Close Out | 100% | \$600,430 | \$642,980 | \$42,550 | \$47,252 | |
| H DW IT Cameras 2020 24-ES 7-MS 9-HS 16-Other | Close Out | 100% | \$878,600 | \$862,398 | (\$16,202) | \$0 | |
| H DW LED Lighting - Interior 17-ES 1-Other | Close Out | 100% | \$2,781,920 | \$3,209,180 | \$427,259 | \$31,522 | |
| H DW Modular Bldg Removal 2020 3-ES | Close Out | 100% | \$0 | \$445,637 | \$445,637 | \$0 | |
| H DW Paving 2020-I 2-ES 1-MS | Close Out | 100% | \$225,750 | \$311,775 | \$86,025 | \$0 | |
| H DW Paving 2020-II 3-ES 1-Other | Close Out | 100% | \$509,250 | \$532,621 | \$23,371 | \$0 | |
| H DW Playgrounds 2020 8-ES 2-Other | Close Out | 100% | \$1,051,742 | \$1,372,625 | \$320,883 | \$0 | |
| H DW Roofing 2020-I 3-ES 1-Other | Close Out | 100% | \$2,182,195 | \$2,390,300 | \$208,105 | \$0 | |
| H DW Roofing 2020-II 4-ES 1-MS 1-HS | Close Out | 100% | \$1,398,952 | \$1,032,486 | (\$366,466) | \$0 | |
| H DW Security Glass 2020-I 11-ES 1-Other | Close Out | 100% | \$88,000 | \$52,125 | (\$35,875) | \$7,829 | |
| Hutchinson ES FF&E | Close Out | 100% | \$288,750 | \$93,708 | (\$195,042) | \$0 | |
| Lukas ES FF&E | Close Out | 100% | \$151,450 | \$86,577 | (\$64,873) | \$0 | |
| Ralston ES Efficiency & Future Ready | Close Out | 100% | \$827,236 | \$921,507 | \$94,271 | \$102,488 | |
| Stober ES Efficiency & Future Ready | Close Out | 100% | \$3,492,085 | \$3,429,697 | (\$62,388) | \$142,252 | |
| Vivian ES Efficiency & Future Ready | Close Out | 100% | \$1,506,673 | \$1,755,691 | \$249,018 | \$116,661 | |
| Welchester ES Efficiency & Future Ready | Close Out | 100% | \$1,407,615 | \$1,777,856 | \$370,241 | \$60,037 | |
| Welchester ES FF&E | Close Out | 100% | \$288,750 | \$80,358 | (\$208,392) | \$0 | |
| West Jefferson MS Efficiency & Future Ready | Close Out | 100% | \$1,809,680 | \$1,693,835 | (\$115,845) | \$0 | |
| Westridge ES HVAC | Close Out | 100% | \$780,720 | \$1,536,383 | \$755,663 | \$0 | OB,EC,SC |
| Wilmot ES FF&E | Close Out | 100% | \$304,500 | \$347,176 | \$42,676 | \$0 | |
| Witt ES FF&E | Close Out | 100% | \$220,350 | \$129,991 | (\$90,359) | \$0 | |
| Adams ES Efficiency & Future Ready | Complete | 100% | \$1,053,714 | \$991,491 | (\$62,223) | \$0 | |
| Charter New America School New Building (formerly General | Complete | 100% | \$3,090,152 | \$3,146,962 | \$56,810 | \$0 | PI |
| Coronado ES FF&E | Complete | 100% | \$525,000 | \$192,990 | (\$332,010) | \$0 | |
| Dutch Creek ES FF&E | Complete | 100% | \$472,500 | \$146,847 | (\$325,653) | \$0 | |
| Eiber ES FF&E | Complete | 100% | \$598,500 | \$248,332 | (\$350,168) | \$0 | |
| Foothills ES FF&E | Complete | 100% | \$378,000 | \$137,254 | (\$240,746) | \$0 | |
| Green Gables ES Efficiency & Future Ready | Complete | 100% | \$1,477,970 | \$1,471,253 | (\$6,717) | \$71,513 | |
| H DW Elevator Upgrades 3-ES 4-MS 3-HS 1-Other | Complete | 100% | \$58,568 | \$370,908 | \$312,340 | \$0 | |
| H DW Flooring 2020-II 4-ES | Complete | 100% | \$411,604 | \$395,793 | (\$15,811) | \$58,547 | |
| Hackberry Hill ES Efficiency & Future Ready | Complete | 100% | \$708,508 | \$551,787 | (\$156,721) | \$0 | |
| Hutchinson ES Efficiency & Future Ready | Complete | 100% | \$1,954,477 | \$1,770,012 | (\$184,466) | \$89,801 | |
| Ken Caryl MS FACS CR + Bldg Signage | Complete | 100% | \$343,200 | \$374,447 | \$31,247 | \$22,608 | |
| Lukas ES Efficiency & Future Ready | Complete | 100% | \$1,106,650 | \$1,147,495 | \$40,845 | \$0 | |
| Semper ES Efficiency & Future Ready | Complete | 100% | \$1,540,562 | \$1,582,813 | \$42,251 | \$0 | |
| Stober ES FF&E | Complete | 100% | \$78,750 | \$190,522 | \$111,772 | \$0 | |
| Three Creeks K-8 FF&E | Complete | 100% | \$0 | \$194,960 | \$194,960 | \$0 | |
| Trailblazer Stadium Efficiency & Future Ready | Complete | 100% | \$4,415,250 | \$4,275,888 | (\$139,362) | \$0 | |

| Plan Year: 2020 | Work Progress | | Budget Summary | | | | |
|-----------------------------------|---------------|------|----------------|-------------|-----------|-----------|-------|
| Project Description | Phase | % | Original | Current | Variance | Haz-Mat | Notes |
| Witt ES Efficiency & Future Ready | Complete | 100% | \$1,737,130 | \$2,006,960 | \$269,830 | \$103,815 | |

| Plan Year: 2019 | Work Progress | | Budget Summary | | | | |
|---|---------------|------|----------------|--------------|---------------|-----------|----------|
| Project Description | Phase | % | Original | Current | Variance | Haz-Mat | Notes |
| H North Area Transportation-Joyce Renovation | Design | 97% | \$349,400 | \$554,193 | \$204,793 | \$0 | |
| Alameda HS Addition & General Upgrades | Construction | 57% | \$19,055,745 | \$30,250,147 | \$11,194,402 | \$0 | UC,SC |
| Charter Addenbrooke Classical Academy General Upgrades | Construction | 93% | \$3,090,152 | \$3,828,963 | \$738,811 | \$0 | PI |
| Charter Collegiate Academy of Colorado General Upgrades | Construction | 85% | \$3,090,152 | \$3,831,451 | \$741,299 | \$0 | PI |
| Charter Mountain Phoenix Community School General Upgra | Construction | 55% | \$3,090,152 | \$3,826,667 | \$736,515 | \$0 | PI |
| Columbine HS Addition & General Upgrades | Construction | 91% | \$11,482,013 | \$18,144,235 | \$6,662,222 | \$296,065 | UC,SC,OB |
| Green Mountain HS Addition & General Upgrades | Construction | 100% | \$11,105,728 | \$12,160,765 | \$1,055,037 | \$70,021 | MC,UC,SC |
| H DW FF&E Allocation | Construction | 72% | \$0 | \$55,446 | \$55,446 | \$0 | |
| Kendrick Lakes ES Replace School | Construction | 98% | \$22,743,115 | \$20,368,886 | (\$2,374,229) | \$181,141 | MC |
| West Jefferson MS FF&E | Construction | 96% | \$395,000 | \$395,225 | \$225 | \$0 | |
| Adams ES FF&E | Close Out | 100% | \$324,450 | \$155,779 | (\$168,671) | \$0 | |
| Alameda Int'l Jr-Sr Asbestos Abatement | Close Out | 100% | \$0 | \$0 | \$0 | \$584,357 | |
| Arvada HS Addition & General Upgrades | Close Out | 100% | \$12,018,096 | \$15,241,187 | \$3,223,091 | \$222,010 | UC,OB,EC |
| Pomona HS FF&E | Close Out | 100% | \$0 | \$90,910 | \$90,910 | \$0 | |
| Wilmot ES Addition & General Upgrades | Close Out | 100% | \$3,212,843 | \$8,175,040 | \$4,962,197 | \$95,628 | MC,UC,OB |
| Arvada K8 FF&E | Complete | 100% | \$0 | \$709,697 | \$709,697 | \$0 | 19M |
| Charter-Compass Montessori Golden Debt Repayment | Complete | 100% | \$3,090,152 | \$4,246,502 | \$1,156,350 | \$0 | CC |
| Charter-Jefferson Acad. Secondary Addition | Complete | 100% | \$6,180,304 | \$6,213,940 | \$33,636 | \$0 | CC,PI |
| Charter-Rocky Mtn Acad. Evergreen Debt Repayment | Complete | 100% | \$3,090,152 | \$3,101,864 | \$11,712 | \$0 | PI |
| Charter-Two Roads Arvada Debt Repayment | Complete | 100% | \$3,090,152 | \$3,104,376 | \$14,224 | \$0 | PI |
| Charter-Woodrow Wilson Academy Debt Repayment | Complete | 100% | \$3,090,152 | \$3,101,768 | \$11,616 | \$0 | PI |
| Creighton MS FF&E | Complete | 100% | \$0 | \$162,251 | \$162,251 | \$0 | |
| Evergreen HS Storm Drain Repair | Complete | 100% | \$0 | \$389,281 | \$389,281 | \$0 | |
| Everitt MS Library Renovation | Complete | 100% | \$545,789 | \$545,789 | \$0 | \$0 | |
| H DW Building Lighting 1-MS | Complete | 100% | \$299,775 | \$946,487 | \$646,712 | \$0 | 19M |
| H DW Curtain Riggings 8-HS | Complete | 100% | \$0 | \$173,922 | \$173,922 | \$0 | |
| H DW Field Improvements 1-MS 7-HS | Complete | 100% | \$12,157,500 | \$20,327,403 | \$8,169,903 | \$0 | SC,19M |
| H DW Fire Alarms 1-ES 1-MS 1-HS 1-Other | Complete | 100% | \$64,877 | \$177,130 | \$112,254 | \$0 | |
| H DW Flooring 12-ES 4-Other | Complete | 100% | \$886,851 | \$1,563,346 | \$676,495 | \$321,861 | 19M |
| H DW Gym Divider Curtains 6-MS 1-Other | Complete | 100% | \$0 | \$336,487 | \$336,487 | \$0 | |
| H DW HVAC 2-MS | Complete | 100% | \$185,913 | \$1,500,354 | \$1,314,441 | \$0 | 19M |
| H DW IT Cameras 51-ES 1-HS 2-Other | Complete | 100% | \$774,304 | \$665,351 | (\$108,953) | \$0 | |
| H DW Irrigation 2-ES 1-MS 2-HS | Complete | 100% | \$0 | \$513,353 | \$513,353 | \$0 | 19M |
| H DW Modular Bldg Removal 8-ES 1-MS 2-Other | Complete | 100% | \$0 | \$408,390 | \$408,390 | \$0 | |
| H DW Paving 6-ES 1-MS 2-Other | Complete | 100% | \$799,050 | \$1,645,759 | \$846,709 | \$0 | 19M |
| H DW Playgrounds 4-ES 4-Other | Complete | 100% | \$873,810 | \$1,566,807 | \$692,997 | \$0 | 19M |
| H DW Roofing 3-ES 1-HS | Complete | 100% | \$2,504,598 | \$4,139,927 | \$1,635,329 | \$0 | SC |
| H DW Security Glass 9-ES | Complete | 100% | \$67,997 | \$43,303 | (\$24,694) | \$6,504 | |
| H DW Site Lighting 4-ES 2-Other | Complete | 100% | \$130,000 | \$807,114 | \$677,114 | \$0 | 19M |
| H North Area Transportation-Joyce Site Acquisition | Complete | 100% | \$7,000,600 | \$7,000,600 | \$0 | \$0 | |
| Ken Caryl MS FF&E | Complete | 100% | \$0 | \$188,133 | \$188,133 | \$0 | |



| Plan Year: 2019 | Work Progress | | Budget Summary | | | | |
|--|----------------------|----------|-----------------------|----------------|-----------------|----------------|--------------|
| Project Description | Phase | % | Original | Current | Variance | Haz-Mat | Notes |
| Ralston Valley HS Roofing | Complete | 100% | \$0 | \$1,670,244 | \$1,670,244 | \$0 | 19M |
| Summit Ridge MS FF&E | Complete | 100% | \$0 | \$192,838 | \$192,838 | \$0 | |
| Three Creeks K-8 Addition & General Upgrades | Complete | 100% | \$4,931,850 | \$5,664,653 | \$732,803 | \$0 | MC,OB |

Report Reference

Work Progress Columns:

- Phase The current phase of the project life cycle as most recently reported by the project manager
- % An estimate of payable work progress calculated from the latest status and forecast in the project management system

Budget Summary Columns:

- Original The original estimated budget for the project scope
- Current The latest revised budget including all approved changes
- Variance The difference between the Original and Current budget
- Haz-Mat Additional budget approved for hazardous materials mitigation
- Notes Abbreviated variance descriptions for projects with significant budget Variance (see translation table below)

Variance Notes

| Note | Description |
|------|---|
| MC | Market Conditions |
| UC | Unforeseen Conditions |
| SC | Scope Change |
| 19M | 19M Program Scope - Initial project budget did not cover hazardous materials. If hazardous materials were identified it was paid out of program contingency. |
| PI | Premium and Interest Earned by Charter |
| OB | Occupied Building |
| EC | Existing Conditions |
| CC | Budget Shared Between Charter Campuses |
| FFE | Additional Fixtures, Furnishings and Equipment (FF&E) scope identified through a full assessment by the FF&E team. This team was not in place until after the initial bond program development. |

Multi-Site Project (DW) Facility Listings

| Plan Year: 2022 | |
|--|--|
| Project Description | Project Facilities |
| G DW Elevator Upgrades 2022 | |
| G DW Flooring 2022-I 4-ES 2-MS | Governor's Ranch ES, Mount Carbon ES, Peiffer ES, Rooney Ranch ES, Deer Creek MS, Falcon Bluffs MS |
| G DW Flooring 2022-II 7-ES | Glennon Heights ES, Little ES, Parr ES, Pennington ES, South Lakewood ES, Swanson ES, Van Arsdale ES |
| G DW LED Lighting 2022 8-ES 2-MS 2-HS 3-Other | Bradford K-8 South, Bradford K-8 North, Lawrence ES, Leawood ES, Meiklejohn ES, Normandy ES, Rooney Ranch ES, Ute Meadows ES, Weber ES, West Woods ES, Brady Exploration School, Creighton MS, Moore MS, Chatfield HS, Dakota Ridge HS |
| G DW Mechanical 2022 3-ES | Campbell ES, Little ES, Van Arsdale ES |
| G DW Modular Bldg Removal 2022 | |
| G DW Paving 2022 4-ES 1-MS | Campbell ES, Little ES, Peiffer ES, South Lakewood ES, Falcon Bluffs MS |
| G DW Playground 2022-I 4-ES | Glennon Heights ES, Governor's Ranch ES, Mount Carbon ES, Peiffer ES |
| G DW Playground 2022-II 2-ES | Campbell ES, Fairmount ES |
| G DW Roofing 2022 4-ES 1-MS | Campbell ES, Fairmount ES, Pennington ES, South Lakewood ES, Summit Ridge MS |
| G DW Security Glass 2022 8-ES 1-MS 1-HS 1-Other | Bear Creek K-8, Campbell ES, Fairmount ES, Glennon Heights ES, Little ES, Parr ES, Pennington ES, South Lakewood ES, Swanson ES, Summit Ridge MS, Arvada West HS |

| Plan Year: 2021 | |
|---|---|
| Project Description | Project Facilities |
| G DW Modular Bldg Removal 2021 5-ES | Kendallvue ES, Kullerstrand ES, Lawrence ES, Slater ES, Vivian ES |
| G DW Field Improvements 2021 1-ES 4-HS | Lumberg ES, D'Evelyn Jr-Sr HS, Alameda Int'l Jr-Sr HS, Jefferson Jr-Sr HS, Wheat Ridge HS |
| G DW Flooring 2021 6-ES | Emory ES, Peck ES, Red Rocks ES, Shaffer ES, Thomson ES, Westgate ES |
| G DW LED Lighting 2021 11-ES | Edgewater ES, Elk Creek ES, Emory ES, Kyffin ES, Red Rocks ES, Shaffer ES, Stony Creek ES, Thomson ES, Warder ES, West Jefferson ES, Wheat Ridge 5-8 |
| G DW Mechanical 2021 5-ES | Edgewater ES, Elk Creek ES, Peck ES, Secrest ES, Thomson ES |
| G DW Paving 2021 2-ES 1-MS | Red Rocks ES, West Jefferson ES, Ken Caryl MS |
| G DW Playgrounds 2021 9-ES | Elk Creek ES, Kyffin ES, Normandy ES, Peck ES, Red Rocks ES, Secrest ES, Shaffer ES, Thomson ES, Warder ES |
| G DW Roofing 2021 5-ES | Emory ES, Fitzmorris ES, Lawrence ES, Westgate ES, Wheat Ridge 5-8 |
| G DW Security Glass 2021 6-ES 5-MS 1-HS | Dutch Creek ES, Leawood ES, Meiklejohn ES, Red Rocks ES, Rose Stein International ES, Weber ES, Ken Caryl MS, Creighton MS, Drake MS, Mandalay MS, Moore MS, Conifer HS |
| H DW Elevator Upgrades 2021 1-MS 1-Other | Warren Tech North, Carmody MS |

| Plan Year: 2020 | |
|--------------------------------|---|
| Project Description | Project Facilities |
| H DW HVAC 2020 2-ES 1-Other | Patterson International School, Stott ES, Ryan ES |

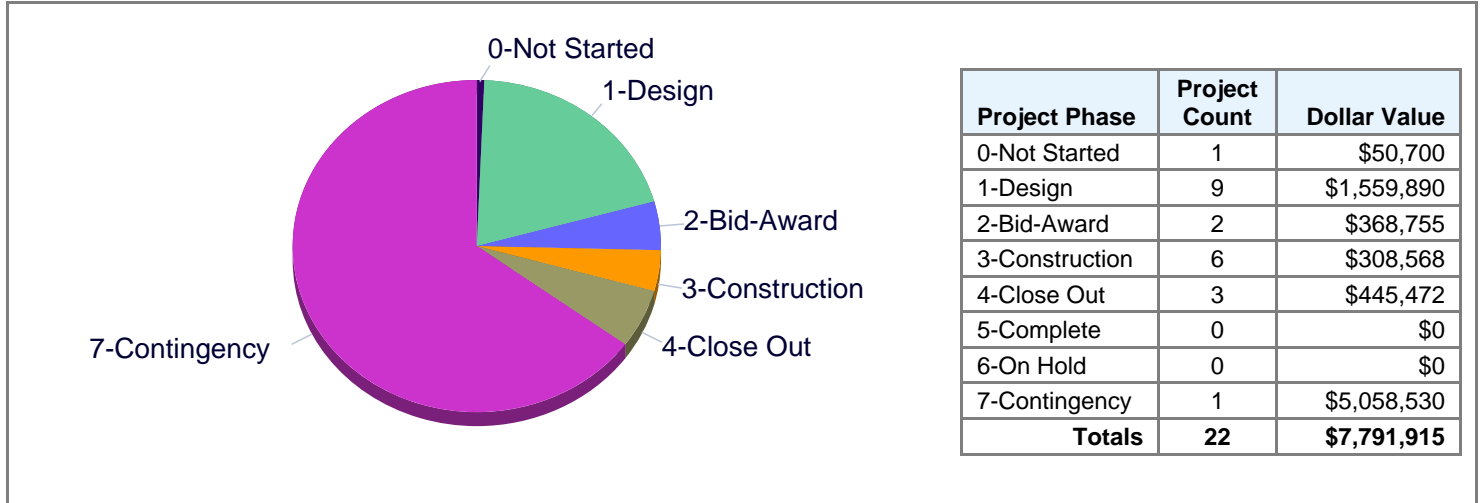
| Plan Year: 2020 | |
|---|---|
| Project Description | Project Facilities |
| H DW Network Upgrades 75-ES 13-MS 12-HS 18-Other | Allendale ES, Adams ES, Arvada K-8, Bear Creek K-8, Blue Heron ES, Belmar School of Integrated Arts, Campbell ES, Bradford K-8 North, Colorow ES, Coal Creek Canyon K-8, Columbine Hills ES, Coronado ES, Deviny ES, Dutch Creek ES, Edgewater ES, Eiber ES, Emory ES, Fairmount ES, Fitzmorris ES, Foothills ES, Foster ES, Fremont ES, Anderson Preschool, Glennon Heights ES, Governor's Ranch ES, Green Gables ES, Green Mountain ES, Hackberry Hill ES, Hutchinson ES, Irwin Preschool, Sheridan Green ES, Kendallvue ES, Kullerstrand ES, Kyffin ES, Lasley ES, Lawrence ES, Leawood ES, Little ES, Lukas ES, Lumberg ES, Maple Grove ES, Meiklejohn ES, Mitchell ES, Molholm ES, Mortenson ES, Mount Carbon ES, Normandy ES, Parr ES, Patterson International School, Pennington ES, Peck ES, Peiffer ES, Powderhorn ES, Red Rocks ES, Rooney Ranch ES, Stott ES, Ryan ES, Secrest ES, Semper ES, Shaffer ES, Shelton ES, Sierra ES, Slater ES, Deane ES, South Lakewood ES, Stober ES, Stevens ES, Swanson ES, Stony Creek ES, Litz Preschool, Thomson ES, Vanderhoof ES, Van Arsdale ES, Ute Meadows ES, Vivian ES, Warder ES, Weber ES, Welchester ES, Westgate ES, Westridge ES, West Woods ES, Wilmore Davis ES, Witt ES, Brady Exploration School, Dennison ES, Manning School, McLain Community HS, Jeffco Open School, Miller Special School, Free Horizon Montessori (Charter), Warren Tech Central, Long View HS, Bell MS, Wayne Carle MS, Carmody MS, Creighton MS, Deer Creek MS, Drake MS, Dunstan MS, Everitt MS, Falcon Bluffs MS, Mandalay MS, Moore MS, Oberon MS, North Arvada MS, Wheat Ridge 5-8, Arvada HS, Bear Creek HS, Chatfield HS, Dakota Ridge HS, Golden HS, Jefferson Jr-Sr HS, Lakewood HS, Pomona HS, Ralston Valley HS, Standley Lake HS, Wheat Ridge HS, Connections Learning Center |
| H DW Field Improvements 9-HS | Arvada HS, Arvada West HS, Columbine HS, Conifer HS, Dakota Ridge HS, Golden HS, Green Mountain HS, Pomona HS, Standley Lake HS |
| H DW Fire Sprinklers Replacement 3-ES 1-MS 1-Other | Bradford K-8 North, Rooney Ranch ES, Ryan ES, Van Arsdale ES, Deer Creek MS |
| H DW Flooring 2020-I 2-ES 2-Other | Fitzmorris ES, Lasley ES, Free Horizon Montessori (Formerly Pleasant View ES), Miller Special School |
| H DW IT Cameras 2020 24-ES 7-MS 9-HS 16-Other | Allendale ES, Arvada K-8, Bear Creek K-8, Belmar School of Integrated Arts, Bradford K-8 South, Campbell ES, Bradford K-8 North, Coal Creek Canyon K-8, Coronado ES, Elk Creek ES, Fairmount ES, Fremont ES, Glennon Heights ES, Irwin Preschool, Meiklejohn ES, Mitchell ES, Mortenson ES, Ralston ES, Stott ES, Shaffer ES, Shelton ES, Slater ES, South Lakewood ES, Stony Creek ES, Litz Preschool, Vanderhoof ES, Van Arsdale ES, Ute Meadows ES, Welchester ES, West Jefferson ES, West Woods ES, Brady Exploration School, Dennison ES, Manning School, McLain Community HS, Jeffco Open School, Miller Special School, Warren Tech Central, Warren Tech North, Deer Creek MS, Evergreen MS, Everitt MS, Falcon Bluffs MS, Mandalay MS, Oberon MS, North Arvada MS, Alameda Int'l Jr-Sr HS, Arvada HS, Bear Creek HS, Evergreen HS, Jefferson Jr-Sr HS, Pomona HS, Ralston Valley HS, Standley Lake HS, Wheat Ridge HS, Connections Learning Center |
| H DW LED Lighting - Interior 17-ES 1-Other | Columbine Hills ES, Deviny ES, Fitzmorris ES, Sheridan Green ES, Kullerstrand ES, Lasley ES, Maple Grove ES, Patterson International School, Peck ES, Powderhorn ES, Stott ES, Ryan ES, Secrest ES, Deane ES, Vanderhoof ES, Westgate ES, Westridge ES, Dennison ES |
| H DW Modular Bldg Removal 2020 3-ES | Campbell ES, Green Gables ES, Peck ES |
| H DW Paving 2020-I 2-ES 1-MS | Columbine Hills ES, Lawrence ES, Everitt MS |
| H DW Paving 2020-II 3-ES 1-Other | Bradford K-8 North, Mitchell ES, Ryan ES, Shelton ES |
| H DW Playgrounds 2020 8-ES 2-Other | Allendale ES, Columbine Hills ES, Sheridan Green ES, Kendallvue ES, Free Horizon Montessori (Formerly Pleasant View ES), Stott ES, Stony Creek ES, Vanderhoof ES, Westridge ES, Miller Special School |
| H DW Roofing 2020-I 3-ES 1-Other | Green Mountain ES, Lasley ES, Parr ES, Patterson International School |
| H DW Roofing 2020-II 4-ES 1-MS 1-HS | Kullerstrand ES, Little ES, Swanson ES, Thomson ES, Carmody MS, Evergreen HS |
| H DW Security Glass 2020-I 11-ES 1-Other | Elk Creek ES, Green Mountain ES, Kyffin ES, Mitchell ES, Peck ES, Secrest ES, Shelton ES, Slater ES, Stevens ES, Thomson ES, Warder ES, Wheat Ridge 5-8 |
| H DW Elevator Upgrades 3-ES 4-MS 3-HS 1-Other | Lawrence ES, Peck ES, Wilmot ES, Carmody MS, Creighton MS, Deer Creek MS, Falcon Bluffs MS, Bear Creek HS, Conifer HS, Dakota Ridge HS, Education Service Center |
| H DW Flooring 2020-II 4-ES | Allendale ES, Fairmount ES, Thomson ES, West Woods ES |

| Plan Year: 2019 | |
|--------------------------------|--|
| Project Description | Project Facilities |
| H DW FF&E Allocation | |
| H DW Building Lighting 1-MS | North Arvada MS |
| H DW Curtain Riggings 8-HS | Alameda Int'l Jr-Sr HS, Arvada West HS, Bear Creek HS, Evergreen HS, Golden HS, Lakewood HS, Pomona HS, Wheat Ridge HS |

| Plan Year: 2019 | |
|--|---|
| Project Description | Project Facilities |
| H DW Field Improvements 1-MS 7-HS | West Jefferson MS, Arvada HS, Chatfield HS, Conifer HS, Dakota Ridge HS, Evergreen HS, Lakewood HS, Ralston Valley HS |
| H DW Fire Alarms 1-ES 1-MS 1-HS 1-Other | Red Rocks ES, D'Evelyn Jr-Sr HS, Mandalay MS, 809 Bldg 1 Service Center Bldg 1 |
| H DW Flooring 12-ES 4-Other | Bergen Meadow ES, Bradford K-8 South, Bradford K-8 North, Eiber ES, Foothills ES, Green Mountain ES, Hutchinson ES, Sheridan Green ES, Kullerstrand ES, Lukas ES, Free Horizon Montessori (Formerly Pleasant View ES), Vivian ES, Welchester ES, Westridge ES, Wilmore Davis ES, Free Horizon Montessori (Charter) |
| H DW Gym Divider Curtains 6-MS 1-Other | Manning School, Ken Caryl MS, Carmody MS, Drake MS, Everitt MS, Oberon MS, North Arvada MS |
| H DW HVAC 2-MS | Bell MS, Drake MS |
| H DW IT Cameras 51-ES 1-HS 2-Other | Adams ES, Blue Heron ES, Bergen Valley ES, Bergen Meadow ES, Colorow ES, Columbine Hills ES, Devinny ES, Dutch Creek ES, Edgewater ES, Fitzmorris ES, Foothills ES, Foster ES, Governor's Ranch ES, Green Gables ES, Green Mountain ES, Hackberry Hill ES, Hutchinson ES, Sheridan Green ES, Kendallvue ES, Kullerstrand ES, Lasley ES, Lawrence ES, Leawood ES, Little ES, Lukas ES, Lumberg ES, Molholm ES, Mount Carbon ES, Normandy ES, Parr ES, Parmalee ES, Patterson International School, Pennington ES, Peck ES, Peiffer ES, Powderhorn ES, Red Rocks ES, Rooney Ranch ES, Ryan ES, Secrest ES, Semper ES, Deane ES, Rose Stein International ES, Stober ES, Swanson ES, Thomson ES, Vivian ES, Warder ES, Westgate ES, Westridge ES, Wilmore Davis ES, Wilmot ES, Free Horizon Montessori (Charter), Columbine HS |
| H DW Irrigation 2-ES 1-MS 2-HS | Colorow ES, Deane ES, D'Evelyn Jr-Sr HS, Evergreen MS, Pomona HS |
| H DW Modular Bldg Removal 8-ES 1-MS 2-Other | Campbell ES, Fremont ES, Green Gables ES, Peck ES, Peiffer ES, Swanson ES, Stony Creek ES, Westridge ES, Miller Special School, Warren Tech Central, Carmody MS |
| H DW Paving 6-ES 1-MS 2-Other | Bradford K-8 South, Bradford K-8 North, Devinny ES, Fitzmorris ES, Hackberry Hill ES, Maple Grove ES, Peck ES, Ryan ES, Evergreen MS |
| H DW Playgrounds 4-ES 4-Other | Belmar School of Integrated Arts, Columbine Hills ES, Patterson International School, Free Horizon Montessori (Formerly Pleasant View ES), Ralston ES, Welchester ES, Wilmore Davis ES, Free Horizon Montessori (Charter) |
| H DW Roofing 3-ES 1-HS | Eiber ES, Green Gables ES, Wilmot ES, Lakewood HS |
| H DW Security Glass 9-ES | Allendale ES, Devinny ES, Sheridan Green ES, Lawrence ES, Stott ES, Ryan ES, Vanderhoof ES, Westridge ES, Dennison ES |
| H DW Site Lighting 4-ES 2-Other | Belmar School of Integrated Arts, Eiber ES, Foothills ES, Ralston ES, Welchester ES, 809 Campus Service Center Campus |

21M Capital Program 2021-22

Program Dollar Value by Phase



Program Narrative

The 21M Capital Program represents Fiscal Year 2021 planned projects that are expected to complete in Fiscal Year 2022. These projects are reviewed by the Capital Asset Advisory Committee.

Program Float Report

| Program Float Report | | | | Finish Date | |
|----------------------|---------------|------------|--------------|-------------|----------|
| Priority | Facility Name | Project ID | Project name | Target | Forecast |
| | | | | | |

Program Contingency and Remaining Funds

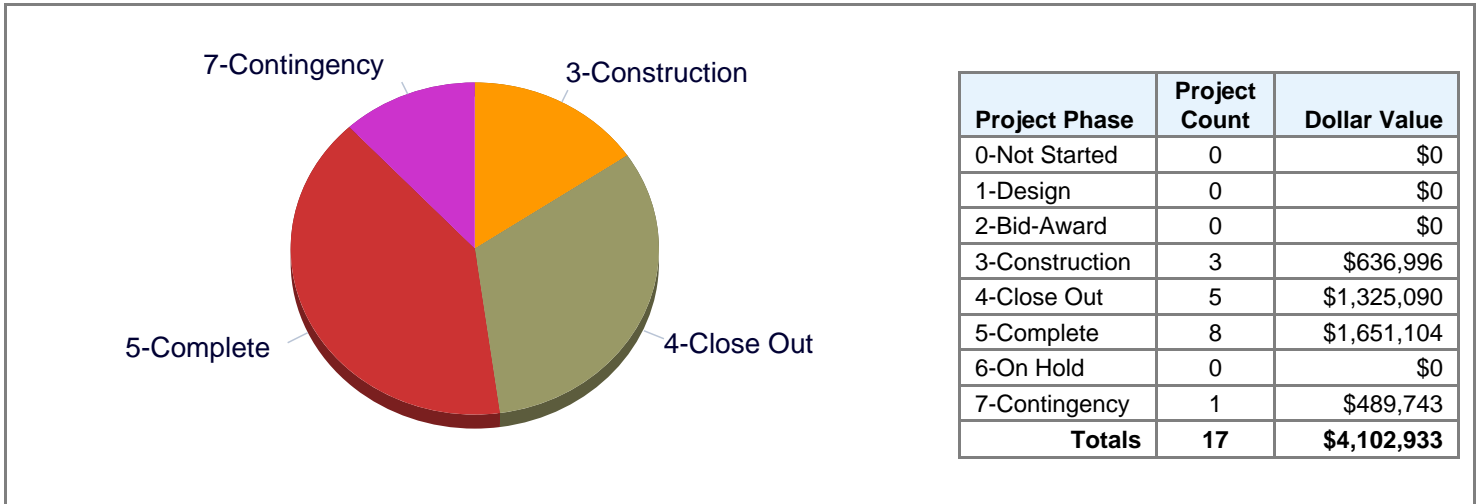
| Program Contingency (Unallocated) | Forecast Remaining Funds in Projects | Net Remaining Program Funds |
|-----------------------------------|--------------------------------------|-----------------------------|
| \$5,058,530 | \$11,201 | \$5,069,731 |

21M Capital Program 2021-22 - Project Detail

| Project Description | Work Progress | | Capital Budget | Contributed Funds |
|---|---------------|------|----------------|-------------------|
| | Phase | % | | |
| 21M Alameda HS School Funded Add-Ons | Construction | 41% | \$0 | \$41,922 |
| 21M DW Small Projects 2 Allocation | Not Started | 0% | \$50,700 | \$0 |
| 21M DW Energy Conservation Allocation | Design | 5% | \$354,614 | \$0 |
| 21M DW Planning & Design Allocation | Design | 100% | \$139,623 | \$0 |
| 21M DW Property Disposal Allocation | Design | 100% | \$10,000 | \$0 |
| 21M DW Reservoir Measuring Systems | Design | 1% | \$150,000 | \$0 |
| 21M DW Small Projects 1 Allocation | Design | 100% | \$549,514 | \$0 |
| 21M DW Temp. Bldg. Lease Allocation | Design | 100% | \$96,490 | \$0 |
| 21M DW Utilization Allocation | Design | 100% | \$75,000 | \$0 |
| 21M DW Water Engineering Allocation | Design | 100% | \$164,649 | \$0 |
| 21M Green Mountain HS Corridor Flooring | Design | 14% | \$20,000 | \$0 |
| 21M Alameda Intl Kitchen-Cafeteria Renovation | Bid-Award | 10% | \$250,000 | \$600,000 |
| 21M DW Field Net Systems | Bid-Award | 23% | \$118,755 | \$0 |
| 21M 5th Floor Data Center Improvements | Construction | 3% | \$21,245 | \$607,100 |
| 21M Candelas Regional Trail | Construction | 72% | \$216,322 | \$0 |
| 21M Columbine HS School-Funded Add-On Scope | Construction | 73% | \$0 | \$255,068 |
| 21M Conifer HS FF&E | Construction | 1% | \$50,000 | \$0 |
| 21M Jeffco Open School Playground | Construction | 80% | \$21,000 | \$100,800 |
| 21M 809 Bldg 1 Security Dispatch System | Close Out | 100% | \$144,600 | \$49,000 |
| 21M D'Evelyn Jr-Sr HS Roofing | Close Out | 100% | \$257,512 | \$0 |
| 21M DW Pilot-HVAC UV Lighting | Close Out | 99% | \$43,360 | \$0 |
| 21M Program Contingency | Contingency | 0% | \$5,058,530 | \$0 |

20M Capital Program 2020-21

Program Dollar Value by Phase



Program Narrative

The 20M Capital Program 2020 -2021 represents Fiscal Year 2020 planned projects that are expected to complete in Fiscal Year 2021. These projects are reviewed by the Capital Asset Advisory Committee.

Program Float Report

| Priority | Facility Name | Project ID | Project name | Finish Date | |
|----------|---------------|------------|--------------|-------------|----------|
| | | | | Target | Forecast |
| | | | | | |

Program Contingency and Remaining Funds

| Program Contingency (Unallocated) | Forecast Remaining Funds in Projects | Net Remaining Program Funds |
|-----------------------------------|--------------------------------------|-----------------------------|
| \$489,743 | (\$50,413) | \$439,330 |

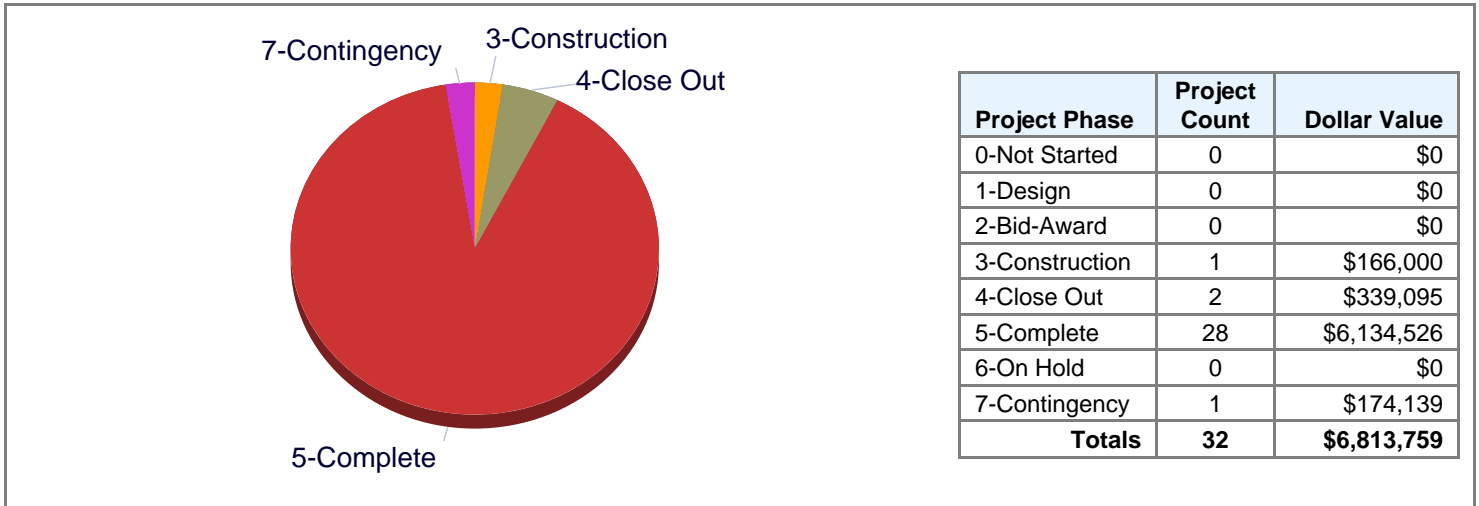


20M Capital Program 2020-21 - Project Detail

| Project Description | Work Progress | | Capital Budget | Contributed Funds |
|--|---------------|------|----------------|-------------------|
| | Phase | % | | |
| 20M Alameda Int'l HS Auditorium Renovation | Construction | 98% | \$281,335 | \$276,498 |
| 20M DW Tractor Sheds | Construction | 92% | \$222,695 | \$0 |
| 20M Parmalee ES School Zone Enhancements | Construction | 60% | \$132,966 | \$0 |
| 20M 809 Campus Fabric Storage Shelter | Close Out | 100% | \$62,600 | \$0 |
| 20M Applewood Cottages Offices for EAP | Close Out | 100% | \$296,321 | \$0 |
| 20M D'Evelyn Jr-Sr HS Utilities for Temps | Close Out | 100% | \$638,829 | \$0 |
| 20M DW Planning & Design Allocation | Close Out | 100% | \$183,394 | \$0 |
| 20M DW Small Projects 2 Allocation | Close Out | 100% | \$143,945 | \$0 |
| 20M 581 Conf Place Solar Panel Purchase | Complete | 100% | \$320,352 | \$0 |
| 20M DW Property Disposal Allocation | Complete | 0% | \$0 | \$0 |
| 20M DW Small Projects 1 Allocation | Complete | 100% | \$447,355 | \$0 |
| 20M DW Temp. Bldg. Lease Allocation | Complete | 100% | \$96,490 | \$0 |
| 20M DW Utilization Allocation | Complete | 100% | \$121,859 | \$0 |
| 20M DW Water Engineering Allocation | Complete | 100% | \$7,522 | \$0 |
| 20M Free Horizon Montessori RTU Repair | Complete | 100% | \$147,187 | \$0 |
| 20M Golden HS Chiller Replacement | Complete | 100% | \$510,339 | \$0 |
| 20M Program Contingency | Contingency | 0% | \$489,743 | \$0 |

19M Capital Program 2019-2020

Program Dollar Value by Phase



Program Narrative

The 19M Capital Program 2019 -2020 represents Fiscal Year 2019 planned projects that are expected to complete in Fiscal Year 2020. These projects are reviewed by the Capital Asset Advisory Committee.

Program Float Report

| Priority | Facility Name | Project ID | Project name | Finish Date | |
|----------|---------------|------------|--------------|-------------|----------|
| | | | | Target | Forecast |
| | | | | | |

Program Contingency and Remaining Funds

| Program Contingency (Unallocated) | Forecast Remaining Funds in Projects | Net Remaining Program Funds |
|-----------------------------------|--------------------------------------|-----------------------------|
| \$174,139 | \$0 | \$174,139 |

19M Capital Program 2019-2020 - Project Detail

| Project Description | Work Progress | | Capital Budget | Contributed Funds |
|--|---------------|------|----------------|-------------------|
| | Phase | % | | |
| 19M DW FF&E Allocation | Construction | 97% | \$166,000 | \$56,543 |
| 19M DW Energy Conservation Allocation | Close Out | 100% | \$233,823 | \$0 |
| 19M Golden HS School-Based Health Ctr | Close Out | 100% | \$105,272 | \$0 |
| 19M 581 Conference Place Reopening | Complete | 100% | \$257,611 | \$0 |
| 19M 809 Campus Site Lighting | Complete | 100% | \$23,714 | \$0 |
| 19M Arvada HS Entry Improvements | Complete | 100% | \$305,963 | \$0 |
| 19M DW Building Lighting | Complete | 100% | \$111,300 | \$0 |
| 19M DW Carpet Design Only | Complete | 100% | \$225,457 | \$0 |
| 19M DW Central Kitchen Study | Complete | 100% | \$153,694 | \$0 |
| 19M DW Code Compliance Allocation | Complete | 100% | \$65,886 | \$0 |
| 19M DW Fire Alarm | Complete | 100% | \$49,004 | \$0 |
| 19M DW Gym Divider Curtains | Complete | 100% | \$46,147 | \$0 |
| 19M DW Hail Damage Allocation | Complete | 100% | \$137,648 | \$36,925 |
| 19M DW IT Cameras Allocation | Complete | 100% | \$33,043 | \$0 |
| 19M DW Irrigation | Complete | 100% | \$28,355 | \$0 |
| 19M DW Lock Replacement-Phase V Allocation | Complete | 100% | \$1,058,452 | \$279,687 |
| 19M DW Paving | Complete | 100% | \$188,362 | \$0 |
| 19M DW Planning & Design Allocation | Complete | 100% | \$6,360 | \$0 |
| 19M DW Playgrounds | Complete | 100% | \$212,830 | \$0 |
| 19M DW Property Disposal Allocation | Complete | 100% | \$24,345 | \$0 |
| 19M DW Small Projects 1 Allocation | Complete | 100% | \$1,482,831 | \$0 |
| 19M DW Small Projects 2 Allocation | Complete | 100% | \$277,627 | \$35,000 |
| 19M DW Temp. Bldg. Lease Allocation | Complete | 100% | \$96,690 | \$0 |
| 19M DW Turf Fields | Complete | 100% | \$36,411 | \$0 |
| 19M DW Utilization Allocation | Complete | 100% | \$603,374 | \$0 |
| 19M DW Water Engineering Allocation | Complete | 100% | \$101,210 | \$0 |
| 19M Evergreen HS Storm Drain Repair | Complete | 100% | \$30,740 | \$0 |
| 19M Oberon MS Asbestos Abatement | Complete | 100% | \$107,081 | \$0 |
| 19M Ralston Valley HS Roofing | Complete | 100% | \$30,168 | \$0 |
| 19M Summit Ridge MS Replace Boilers | Complete | 100% | \$440,225 | \$0 |
| 19M Windy Peak OELS Waste Water Treatment | Complete | 0% | \$0 | \$0 |
| 19M Program Contingency | Contingency | 0% | \$174,139 | \$0 |

**Department of Construction Management
Program Financial Summary Report**



Date: Jul 14, 2021

| Program | Program Contingency (Unallocated) | Forecast Remaining Funds in Projects | Net Remaining Program Funds |
|-----------------------------------|--|---|--|
| H/G 2018 Capital Improvement Plan | \$86,541,071 | \$2,284,280 | \$88,825,351 |
| 21M 21M Mini Program 2021-22 | \$5,058,530 | \$11,201 | \$5,069,731 |
| 20M 20M Mini Program 2020-21 | \$489,743 | (\$50,413) | \$439,330 |
| 19M 19M Mini Program 2019-20 | \$174,139 | \$0 | \$174,139 |
| Total: | \$92,263,483 | \$2,245,068 | \$94,508,551 |
