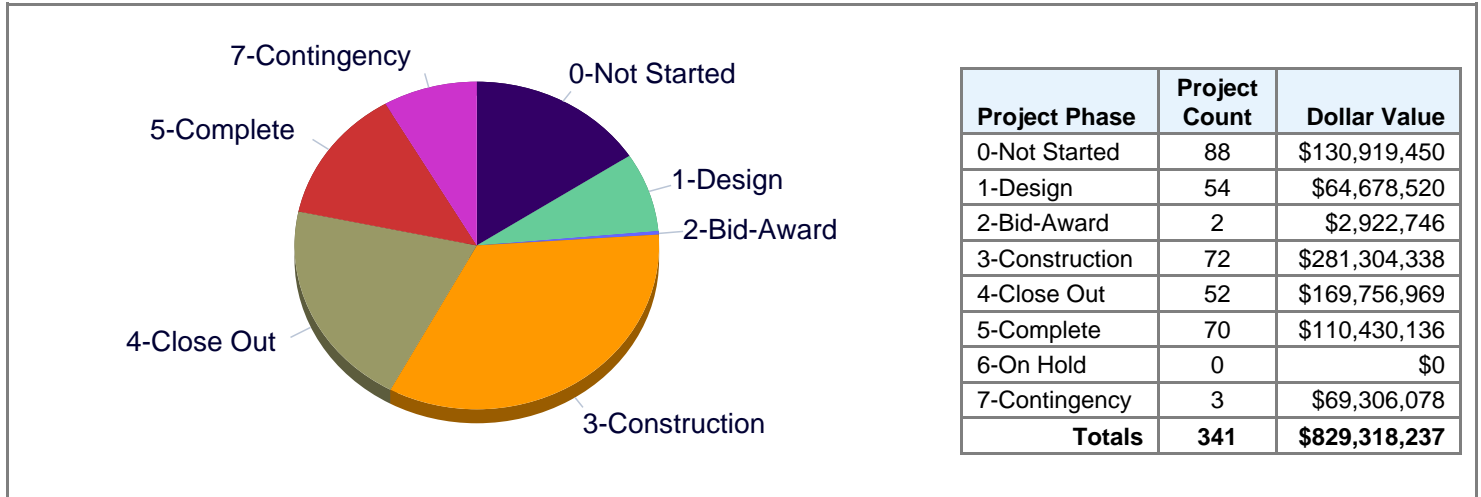


2018 Capital Improvement Program

Program Dollar Value by Phase



Program Narrative

The 2018 Capital Improvement Program includes the 5B bond voted on and passed in November of 2018.

83% of defined bond projects have been initiated as of January 2022.

Occupancy Deadlines At-Risk

Priority	Facility Name	Project ID	Project name	Finish Date	
				Target	Forecast

Program Contingency and Remaining Funds

Program Contingency (Unallocated)	Forecast Remaining Funds in Projects	Net Remaining Program Funds
\$69,306,078	(\$11,919,753)	\$57,386,325

2018 Capital Improvement Program - Project Detail

Fiscal Plan Year: 2022	Work Progress		Budget Summary					
	Project Description	Phase	%	Original	Current	Variance	Haz-Mat	Notes
G DW Elevator Upgrades 2022	Not Started	0%	\$0	\$350,000	\$350,000	\$0		
G DW Modular Bldg Removal 2022	Not Started	0%	\$0	\$350,000	\$350,000	\$0		
Arvada West HS Efficiency & Future Ready	Design	2%	\$1,038,715	\$1,038,715	\$0	\$0		
Bear Creek High HS Efficiency & Future Ready	Design	4%	\$1,138,341	\$1,138,341	\$0	\$0		
Bergen Valley ES Efficiency & Future Ready	Design	5%	\$277,506	\$277,506	\$0	\$0		
Blue Heron ES Efficiency & Future Ready	Design	6%	\$489,889	\$489,889	\$0	\$0		
Charter Doral Academy New Site & School	Design	90%	\$3,090,152	\$3,730,804	\$640,652	\$0	PI	
Colorow ES Efficiency & Future Ready	Design	4%	\$1,876,115	\$1,876,115	\$0	\$0		
Creighton MS Efficiency & Future Ready	Design	2%	\$876,001	\$876,001	\$0	\$0		
D'Evelyn Jr/Sr FF&E	Design	0%	\$0	\$180,000	\$180,000	\$0		
Elk Creek ES Efficiency & Future Ready	Design	3%	\$590,686	\$590,686	\$0	\$0		
Elk Creek ES FF&E	Design	0%	\$0	\$288,312	\$288,312	\$0		
Emory ES Efficiency & Future Ready	Design	3%	\$2,261,031	\$2,261,031	\$0	\$0		
Fairmount Mechanical & LED Upgrades	Design	7%	\$1,277,409	\$1,277,409	\$0	\$0		
G DW Flooring 2022-I 4-ES 3-MS	Design	16%	\$939,000	\$939,000	\$0	\$0		
G DW Flooring 2022-II 7-ES	Design	4%	\$1,325,498	\$1,325,498	\$0	\$0		
G DW LED Lighting 2022 8-ES 2-MS 2-HS 3-Other	Design	2%	\$2,144,166	\$2,144,166	\$0	\$0		
G DW Paving 2022 5-ES 1-MS	Design	2%	\$1,135,050	\$1,135,050	\$0	\$0		
G DW Playground 2022-I 4-ES	Design	5%	\$514,500	\$514,500	\$0	\$0		
G DW Playground 2022-II 2-ES	Design	4%	\$147,000	\$147,000	\$0	\$0		
Golden HS Efficiency & Future Ready	Design	2%	\$535,812	\$535,812	\$0	\$0		
Green Mountain ES Efficiency & Future Ready	Design	4%	\$634,629	\$634,629	\$0	\$0		
Lakewood HS Efficiency & Future Ready	Design	10%	\$2,046,141	\$2,046,141	\$0	\$0		
Long View HS Efficiency & Future Ready	Design	14%	\$240,710	\$240,710	\$0	\$0		
Mandalay MS Efficiency & Future Ready	Design	8%	\$1,011,517	\$1,011,517	\$0	\$0		
Marshdale ES FF&E	Design	0%	\$1,000,000	\$516,250	(\$483,750)	\$0		
Mitchell ES Efficiency & Future Ready	Design	2%	\$558,434	\$558,434	\$0	\$0		
Mortenson ES Efficiency & Future Ready	Design	3%	\$538,997	\$538,997	\$0	\$0		
Mt Evans OELS Efficiency & Future Ready	Design	6%	\$3,210,190	\$3,210,190	\$0	\$0		
North Arvada MS Efficiency & Future Ready	Design	5%	\$2,392,923	\$2,392,923	\$0	\$0		
North Arvada MS FF&E	Design	0%	\$735,000	\$262,500	(\$472,500)	\$0		
Peck ES Efficiency & Future Ready	Design	3%	\$276,140	\$276,140	\$0	\$0		
Peck ES FF&E	Design	0%	\$483,000	\$291,594	(\$191,406)	\$0		
Powderhorn ES FF&E	Design	0%	\$0	\$561,000	\$561,000	\$0	FFE	
Prospect Valley ES FF&E	Design	0%	\$401,409	\$684,250	\$282,841	\$0		
Ralston Valley HS FF&E	Design	0%	\$0	\$406,875	\$406,875	\$0		
Red Rocks ES Efficiency & Future Ready	Design	3%	\$1,260,562	\$1,260,562	\$0	\$0		
Secrest ES Efficiency & Future Ready	Design	3%	\$382,338	\$382,338	\$0	\$0		
Shaffer ES Efficiency & Future Ready	Design	4%	\$434,372	\$434,372	\$0	\$0		
Shelton ES Efficiency & Future Ready	Design	6%	\$1,309,323	\$1,309,323	\$0	\$0		
Slater ES Efficiency & Future Ready	Design	9%	\$1,262,059	\$1,262,059	\$0	\$0		
Standley Lake HS FF&E	Design	0%	\$1,377,600	\$1,399,897	\$22,297	\$0		
Stevens ES Efficiency & Future Ready	Design	3%	\$624,688	\$624,688	\$0	\$0		
Stony Creek ES Efficiency & Future Ready	Design	2%	\$736,204	\$736,204	\$0	\$0		
Thomson ES Efficiency & Future Ready	Design	3%	\$664,090	\$664,090	\$0	\$0		
Ute Meadows ES Efficiency & Future Ready	Design	4%	\$794,084	\$794,084	\$0	\$0		
Vanderhoof ES FF&E	Design	0%	\$0	\$117,469	\$117,469	\$0		
Warder ES Efficiency & Future Ready	Design	8%	\$481,102	\$481,102	\$0	\$0		
Warren Tech North Efficiency & Future Ready	Design	5%	\$425,202	\$425,202	\$0	\$0		

JEFFCO PUBLIC SCHOOLS
Construction Management
Status of Projects by Program



Fiscal Plan Year: 2022	Work Progress		Budget Summary				
Project Description	Phase	%	Original	Current	Variance	Haz-Mat	Notes
West Jeff ES Efficiency & Future Ready	Design	4%	\$178,130	\$178,130	\$0	\$0	
Westgate ES Efficiency & Future Ready	Design	5%	\$1,094,042	\$1,094,042	\$0	\$0	
Wheat Ridge HS Efficiency & Future Ready	Design	2%	\$13,848,732	\$13,848,732	\$0	\$0	
Wilmore Davis ES Efficiency & Future Ready	Design	9%	\$1,100,225	\$1,100,225	\$0	\$0	
Wilmore-Davis ES FF&E	Design	0%	\$218,850	\$258,806	\$39,957	\$0	
Windy Peak OELS Efficiency & Future Ready	Design	8%	\$3,340,982	\$3,340,982	\$0	\$0	
G DW Roofing 2022 4-ES 1-MS	Bid-Award	3%	\$2,850,746	\$2,850,746	\$0	\$0	
G DW Security Glass 2022 7-ES 1-MS 1-HS 1-Other	Bid-Award	0%	\$72,000	\$72,000	\$0	\$0	
Charter Rocky Mtn Academy Evergreen General Upgrades	Construction	75%	\$0	\$640,682	\$640,682	\$0	PI
Charter Woodrow Wilson Academy General Upgrades	Construction	70%	\$0	\$640,877	\$640,877	\$0	PI
G DW Mechanical 2022 3-ES	Construction	8%	\$4,597,740	\$4,597,740	\$0	\$0	
G DW Network Upgrades 2022 75-ES 13-MS 12-HS 18-Other	Construction	20%	\$0	\$14,600,000	\$14,600,000	\$0	BD
Swanson ES Playground Upgrades	Close Out	100%	\$175,000	\$178,679	\$3,679	\$0	
2022 Subtotals:			\$70,414,031	\$88,391,017	\$17,976,986	\$0	

Fiscal Plan Year: 2021	Work Progress		Budget Summary				
Project Description	Phase	%	Original	Current	Variance	Haz-Mat	Notes
Alameda Int'l Jr-Sr HS FF&E	Construction	77%	\$378,000	\$933,750	\$555,750	\$0	FFE
Bell MS FF&E	Construction	70%	\$225,000	\$940,625	\$715,625	\$0	FFE
Carmody MS Efficiency & Future Ready	Construction	98%	\$1,589,108	\$1,789,009	\$199,901	\$23,327	
Carmody MS FF&E	Construction	82%	\$94,500	\$416,730	\$322,230	\$0	
Charter Compass Montessori Golden General Upgrades	Construction	13%	\$0	\$640,682	\$640,682	\$0	PI
Charter Two Roads Arvada General Upgrades	Construction	27%	\$0	\$640,682	\$640,682	\$0	PI
Columbine HS FF&E	Construction	94%	\$1,470,000	\$1,302,626	(\$167,374)	\$0	
D'Evelyn Jr-Sr HS Addition	Construction	46%	\$870,082	\$6,262,085	\$5,392,003	\$0	SC,BD
Deane ES Efficiency & Future Ready	Construction	100%	\$847,878	\$617,063	(\$230,815)	\$12,521	
Dennison ES FF&E	Construction	85%	\$42,840	\$548,918	\$506,078	\$0	FFE
Deviny ES FF&E	Construction	40%	\$105,000	\$342,668	\$237,668	\$0	
Evergreen HS Renovation & General Upgrades	Construction	19%	\$10,136,692	\$10,136,692	\$0	\$375,805	
Evergreen MS Renovation & Upgrades	Construction	32%	\$7,720,755	\$7,016,866	(\$703,889)	\$72,650	
Everitt MS Efficiency & Future Ready	Construction	97%	\$3,000,921	\$2,961,731	(\$39,190)	\$91,559	
Everitt MS FF&E	Construction	99%	\$297,500	\$297,500	\$0	\$0	
Fitzmorris ES Efficiency & Future Ready	Construction	99%	\$1,059,436	\$1,033,936	(\$25,500)	\$20,910	
Fitzmorris ES FF&E	Construction	84%	\$110,250	\$329,112	\$218,862	\$0	
Foster ES FF&E	Construction	81%	\$498,750	\$329,808	(\$168,942)	\$0	
G DW Field Improvements 2021 1-ES 4-HS	Construction	98%	\$2,887,500	\$11,613,955	\$8,726,455	\$0	SC
G DW LED Lighting 2021 11-ES	Construction	98%	\$1,835,700	\$1,693,822	(\$141,878)	\$2,440	
G DW Mechanical 2021 5-ES	Construction	97%	\$2,924,250	\$4,261,578	\$1,337,328	\$81,480	SC
H DW Elevator Upgrades 2021 1-MS 1-Other	Construction	96%	\$0	\$311,086	\$311,086	\$0	
Jeffco Open School Efficiency & Future Ready	Construction	18%	\$9,700,287	\$11,651,147	\$1,950,860	\$187,125	MC
Jefferson Jr-Sr HS FF&E	Construction	71%	\$0	\$168,750	\$168,750	\$0	
Kullerstrand ES Efficiency & Future Ready	Construction	98%	\$1,143,045	\$1,194,947	\$51,902	\$97,555	
Kullerstrand ES FF&E	Construction	98%	\$147,000	\$267,668	\$120,668	\$0	
Kyffin ES Efficiency & Future Ready	Construction	99%	\$4,144,305	\$3,901,261	(\$243,044)	\$84,114	
Kyffin ES FF&E	Construction	79%	\$341,250	\$432,933	\$91,683	\$0	
Lasley ES FF&E	Construction	84%	\$441,000	\$192,668	(\$248,332)	\$0	
Lawrence ES Efficiency & Future Ready	Construction	98%	\$2,443,566	\$2,160,534	(\$283,032)	\$0	
Lumberg ES FF&E	Construction	86%	\$551,250	\$502,885	(\$48,365)	\$0	
Manning School FF&E	Construction	36%	\$21,105	\$432,812	\$411,708	\$0	
Maple Grove ES Efficiency & Future Ready	Construction	100%	\$807,121	\$749,439	(\$57,682)	\$28,360	

JEFFCO PUBLIC SCHOOLS
Construction Management
Status of Projects by Program



Fiscal Plan Year: 2021	Work Progress		Budget Summary				
Project Description	Phase	%	Original	Current	Variance	Haz-Mat	Notes
Maple Grove ES FF&E	Construction	90%	\$194,250	\$299,543	\$105,293	\$0	
Marshdale ES Replace School	Construction	37%	\$20,000,000	\$17,949,995	(\$2,050,005)	\$82,115	
Miller Special School Efficiency & Future Ready	Construction	98%	\$1,616,366	\$1,708,720	\$92,354	\$4,947	
Parmalee ES FF&E	Construction	71%	\$168,000	\$207,981	\$39,981	\$0	
Pomona HS FF&E	Construction	57%	\$1,050,000	\$622,500	(\$427,500)	\$0	
Powderhorn ES Addition & General Upgrades	Construction	16%	\$5,876,860	\$5,876,860	\$0	\$15,600	
Prospect Valley ES Replace School	Construction	21%	\$20,000,000	\$20,570,925	\$570,925	\$0	MC
Ralston Valley HS Addition & General Upgrades	Construction	16%	\$7,625,513	\$8,240,001	\$614,488	\$0	MC
Ryan ES FF&E	Construction	90%	\$362,250	\$323,392	(\$38,858)	\$0	
Sheridan Green ES Efficiency & Future Ready	Construction	98%	\$851,758	\$1,269,702	\$417,944	\$0	
Sheridan Green ES FF&E	Construction	100%	\$473,550	\$173,067	(\$300,483)	\$0	
Standley Lake HS Addition & General Upgrades	Construction	11%	\$8,033,020	\$8,033,020	\$0	\$0	
Stott ES Efficiency & Future Ready	Construction	98%	\$826,580	\$887,045	\$60,465	\$87,872	
Wayne Carle MS FF&E	Construction	90%	\$182,000	\$165,000	(\$17,000)	\$0	
Allendale ES FF&E	Close Out	100%	\$365,872	\$71,409	(\$294,464)	\$0	
CTE South FF&E	Close Out	100%	\$500,000	\$303,469	(\$196,531)	\$0	
Chatfield HS Efficiency & Future Ready	Close Out	96%	\$2,736,353	\$3,107,830	\$371,477	\$0	
Dakota Ridge HS Efficiency & Future Ready	Close Out	100%	\$3,162,502	\$3,202,866	\$40,364	\$0	
Dennison ES Efficiency & Future Ready	Close Out	95%	\$966,488	\$1,033,363	\$66,875	\$87,945	
Devinny ES Efficiency & Future Ready	Close Out	100%	\$745,596	\$977,010	\$231,414	\$15,009	
G DW Flooring 2021 6-ES	Close Out	100%	\$1,306,266	\$1,358,948	\$52,682	\$308,001	
G DW Modular Bldg Removal 2021 5-ES	Close Out	100%	\$0	\$250,000	\$250,000	\$0	
G DW Paving 2021 3-ES 1-MS	Close Out	100%	\$682,500	\$636,135	(\$46,365)	\$0	
G DW Playgrounds 2021 9-ES	Close Out	99%	\$692,475	\$2,001,642	\$1,309,167	\$0	MC,SC
G DW Roofing 2021 5-ES	Close Out	100%	\$1,887,929	\$1,659,341	(\$228,588)	\$0	
G DW Security Glass 2021 6-ES 5-MS 1-HS	Close Out	100%	\$96,000	\$96,000	\$0	\$0	
Golden HS Doors Replacement	Close Out	100%	\$263,486	\$257,443	(\$6,043)	\$0	
Green Mountain ES FF&E	Close Out	100%	\$38,663	\$135,741	\$97,077	\$0	
Jefferson Academy Charter Debt Repayment	Close Out	100%	\$0	\$1,281,894	\$1,281,894	\$0	PI
Lasley ES Efficiency & Future Ready	Close Out	98%	\$632,859	\$654,119	\$21,260	\$11,149	
Patterson Cottages Efficiency & Future Ready	Close Out	100%	\$360,591	\$276,978	(\$83,613)	\$28,458	
Patterson International Efficiency & Future Ready	Close Out	100%	\$526,229	\$604,051	\$77,822	\$32,212	
Ryan ES Efficiency & Future Ready	Close Out	100%	\$1,213,833	\$1,202,567	(\$11,266)	\$0	
Vanderhoof ES Efficiency & Future Ready	Close Out	99%	\$1,707,668	\$2,159,883	\$452,216	\$134,165	
Westridge ES Efficiency & Future Ready	Close Out	100%	\$418,174	\$457,782	\$39,608	\$0	
Allendale ES Efficiency & Future Ready	Complete	100%	\$752,628	\$60,252	(\$692,376)	\$0	
Slater ES Asbestos Abatement	Complete	100%	\$0	\$0	\$0	\$5,850	
2021 Subtotals:			\$142,150,351	\$166,083,610	\$22,042,093	\$1,891,167	

Fiscal Plan Year: 2020	Work Progress		Budget Summary				
Project Description	Phase	%	Original	Current	Variance	Haz-Mat	Notes
Bell MS Addition & General Upgrades	Construction	100%	\$6,877,348	\$7,014,756	\$137,408	\$88,323	
Brady Exploration School Efficiency & Future Ready	Construction	98%	\$1,752,517	\$1,894,056	\$141,538	\$0	
Charter Compass Montessori Wheat Ridge General Upgrades	Construction	76%	\$3,090,152	\$2,651,099	(\$439,053)	\$0	CC,PI
Charter Montessori Peaks Academy General Upgrades	Construction	76%	\$3,090,152	\$3,832,043	\$741,891	\$0	PI
Charter Rocky Mountain Deaf School General Upgrades	Construction	80%	\$3,090,152	\$3,828,328	\$738,176	\$0	PI
Foster ES Addition & General Upgrades	Construction	81%	\$5,364,815	\$5,364,815	\$0	\$164,078	
Fremont ES FF&E	Construction	92%	\$157,500	\$334,083	\$176,583	\$0	
H DW HVAC 2020 2-ES 1-Other	Construction	100%	\$1,926,540	\$2,082,157	\$155,617	\$35,165	
H DW Network Upgrades 75-ES 13-MS 12-HS 18-Other	Construction	100%	\$7,000,000	\$7,000,000	\$0	\$0	

JEFFCO PUBLIC SCHOOLS
Construction Management
Status of Projects by Program



Fiscal Plan Year: 2020	Work Progress		Budget Summary				
	Project Description	Phase	%	Original	Current	Variance	Haz-Mat
Jefferson HS Addition & General Upgrades	Construction	99%	\$12,225,139	\$12,225,139	\$0	\$341,668	
Lumberg ES Addition & General Upgrades	Construction	99%	\$7,397,620	\$7,338,139	(\$59,480)	\$298,902	
Manning School Addition & General Upgrades	Construction	100%	\$6,403,971	\$6,403,971	\$0	\$64,812	
Parmalee ES Addition & General Upgrades	Construction	96%	\$3,571,423	\$4,145,345	\$573,922	\$40,777	SC
Pomona HS Addition & General Upgrades	Construction	88%	\$9,368,604	\$9,156,906	(\$211,697)	\$0	
Arvada K-8 Efficiency & Future Ready	Close Out	100%	\$2,094,864	\$1,957,848	(\$137,015)	\$245,688	
Belmar School of Integ. Arts FF&E	Close Out	100%	\$78,750	\$374,494	\$295,744	\$0	
CTE South New Bldg	Close Out	100%	\$10,000,000	\$10,146,545	\$146,545	\$0	
Charter Excel Academy Charter School General Upgrades	Close Out	100%	\$3,090,152	\$3,831,411	\$741,259	\$0	PI
Charter Lincoln Academy Charter School General Upgrades	Close Out	100%	\$3,090,152	\$3,827,478	\$737,326	\$0	PI
Conifer HS Addition & General Upgrades	Close Out	99%	\$7,550,789	\$10,460,106	\$2,909,317	\$0	MC,UC,OB
Conifer HS FF&E	Close Out	100%	\$892,500	\$928,551	\$36,051	\$0	
Dunstan MS Technology Upgrades	Close Out	100%	\$18,000	\$15,356	(\$2,644)	\$0	
Eiber ES Efficiency & Future Ready	Close Out	98%	\$1,016,502	\$1,376,737	\$360,236	\$175,482	
Green Mountain HS FF&E	Close Out	100%	\$1,417,500	\$1,038,636	(\$378,864)	\$0	
H DW Field Improvements 11-HS	Close Out	100%	\$8,400,000	\$19,109,504	\$10,709,504	\$225,460	SC
H DW Fire Sprinklers Replacement 3-ES 1-MS 1-Other	Close Out	100%	\$139,253	\$128,389	(\$10,863)	\$0	
H DW Flooring 2020-I 2-ES 2-Other	Close Out	100%	\$600,430	\$642,980	\$42,550	\$47,252	
H DW LED Lighting - Interior 17-ES 1-Other	Close Out	100%	\$2,781,920	\$2,881,698	\$99,778	\$31,522	
H DW Modular Bldg Removal 2020 3-ES	Close Out	100%	\$0	\$445,637	\$445,637	\$0	
H DW Paving 2020-I 2-ES 1-MS	Close Out	100%	\$225,750	\$311,775	\$86,025	\$0	
H DW Paving 2020-II 3-ES 1-Other	Close Out	100%	\$509,250	\$532,621	\$23,371	\$0	
H DW Playgrounds 2020 8-ES 2-Other	Close Out	100%	\$1,051,742	\$1,372,625	\$320,883	\$0	
H DW Roofing 2020-I 3-ES 1-Other	Close Out	100%	\$2,182,195	\$2,390,300	\$208,105	\$0	
H DW Roofing 2020-II 4-ES 1-MS 1-HS	Close Out	100%	\$1,398,952	\$1,032,486	(\$366,466)	\$0	
Kendrick Lakes ES FF&E	Close Out	100%	\$658,840	\$615,100	(\$43,740)	\$0	
Vivian ES Efficiency & Future Ready	Close Out	100%	\$1,506,673	\$1,752,143	\$245,470	\$116,661	
Wayne Carle MS Addition & General Upgrades	Close Out	97%	\$5,201,180	\$4,850,545	(\$350,635)	\$0	
Westridge ES HVAC	Close Out	100%	\$780,720	\$1,536,383	\$755,663	\$0	OB,EC,SC
Adams ES Efficiency & Future Ready	Complete	100%	\$1,053,714	\$991,491	(\$62,223)	\$0	
Arvada HS FF&E	Complete	100%	\$1,417,500	\$1,063,645	(\$353,855)	\$0	
Belmar ES Efficiency & Future + Paving	Complete	100%	\$690,210	\$848,999	\$158,790	\$85,281	
Charter New America School New Building (formerly General	Complete	100%	\$3,090,152	\$3,146,962	\$56,810	\$0	PI
Columbine Hills ES Efficiency & Future Ready	Complete	100%	\$820,608	\$1,030,910	\$210,302	\$18,306	
Coronado ES Efficiency & Future Ready	Complete	100%	\$2,377,700	\$2,211,237	(\$166,463)	\$11,023	
Coronado ES FF&E	Complete	100%	\$525,000	\$192,990	(\$332,010)	\$0	
Dutch Creek ES Efficiency & Future Ready	Complete	100%	\$1,101,361	\$1,238,749	\$137,388	\$38,240	
Dutch Creek ES FF&E	Complete	100%	\$472,500	\$146,847	(\$325,653)	\$0	
Eiber ES FF&E	Complete	100%	\$598,500	\$248,332	(\$350,168)	\$0	
Foothills ES Efficiency & Future Ready	Complete	100%	\$883,658	\$1,127,680	\$244,022	\$51,404	
Foothills ES FF&E	Complete	100%	\$378,000	\$137,254	(\$240,746)	\$0	
Fremont ES Efficiency & Future Ready	Complete	100%	\$1,038,912	\$1,087,700	\$48,788	\$102,186	
Green Gables ES Efficiency & Future Ready	Complete	100%	\$1,477,970	\$1,471,253	(\$6,717)	\$71,513	
Green Gables ES FF&E	Complete	100%	\$399,000	\$95,144	(\$303,856)	\$0	
H 581 Conference Place Reopen Phase 2	Complete	100%	\$0	\$506,698	\$506,698	\$0	UC,EC,SC
H DW Elevator Upgrades 3-ES 4-MS 3-HS 1-Other	Complete	100%	\$58,568	\$370,908	\$312,340	\$0	
H DW Flooring 2020-II 4-ES	Complete	100%	\$411,604	\$395,793	(\$15,811)	\$58,547	

JEFFCO PUBLIC SCHOOLS
Construction Management
Status of Projects by Program



Fiscal Plan Year: 2020	Work Progress		Budget Summary				
Project Description	Phase	%	Original	Current	Variance	Haz-Mat	Notes
H DW IT Cameras 2020 24-ES 7-MS 9-HS 16-Other	Complete	100%	\$878,600	\$862,398	(\$16,202)	\$0	
H DW Security Glass 2020-I 11-ES 1-Other	Complete	100%	\$88,000	\$52,125	(\$35,875)	\$7,829	
Hackberry Hill ES Efficiency & Future Ready	Complete	100%	\$708,508	\$551,787	(\$156,721)	\$0	
Hutchinson ES Efficiency & Future Ready	Complete	100%	\$1,954,477	\$1,770,012	(\$184,466)	\$89,801	
Hutchinson ES FF&E	Complete	100%	\$288,750	\$93,708	(\$195,042)	\$0	
Ken Caryl MS FACS CR + Bldg Signage	Complete	100%	\$343,200	\$374,447	\$31,247	\$22,608	
Lukas ES Efficiency & Future Ready	Complete	100%	\$1,106,650	\$1,147,495	\$40,845	\$0	
Lukas ES FF&E	Complete	100%	\$151,450	\$86,577	(\$64,873)	\$0	
Ralston ES Efficiency & Future Ready	Complete	100%	\$827,236	\$916,564	\$89,327	\$102,488	
Semper ES Efficiency & Future Ready	Complete	100%	\$1,540,562	\$1,582,813	\$42,251	\$0	
Stober ES Efficiency & Future Ready	Complete	100%	\$3,492,085	\$3,413,009	(\$79,076)	\$142,252	
Stober ES FF&E	Complete	100%	\$78,750	\$190,522	\$111,772	\$0	
Three Creeks K-8 FF&E	Complete	100%	\$0	\$194,960	\$194,960	\$0	
Trailblazer Stadium Efficiency & Future Ready	Complete	100%	\$4,415,250	\$4,275,888	(\$139,362)	\$0	
Welchester ES Efficiency & Future Ready	Complete	100%	\$1,407,615	\$1,726,787	\$319,172	\$60,146	
Welchester ES FF&E	Complete	100%	\$288,750	\$80,358	(\$208,392)	\$0	
West Jefferson MS Efficiency & Future Ready	Complete	100%	\$1,809,680	\$1,693,835	(\$115,845)	\$0	
Wilmot ES FF&E	Complete	100%	\$304,500	\$347,176	\$42,676	\$0	
Witt ES Efficiency & Future Ready	Complete	100%	\$1,737,130	\$2,006,960	\$269,830	\$103,815	
Witt ES FF&E	Complete	100%	\$220,350	\$127,368	(\$92,982)	\$0	
2020 Subtotals:			\$164,438,546	\$185,478,795	\$18,199,021	\$2,841,229	

Fiscal Plan Year: 2019	Work Progress		Budget Summary				
Project Description	Phase	%	Original	Current	Variance	Haz-Mat	Notes
H North Area Transportation-Joyce Renovation	Design	4%	\$349,400	\$568,227	\$218,827	\$0	
Alameda HS Addition & General Upgrades	Construction	87%	\$19,055,745	\$30,250,147	\$11,194,402	\$0	UC,SC
Alameda Int'l Jr-Sr Asbestos Abatement	Construction	30%	\$0	\$0	\$0	\$660,478	
Charter Addenbrooke Classical Academy General Upgrades	Construction	100%	\$3,090,152	\$3,828,963	\$738,811	\$0	PI
Charter Collegiate Academy of Colorado General Upgrades	Construction	85%	\$3,090,152	\$3,831,451	\$741,299	\$0	PI
Charter Mountain Phoenix Community School General Upgrad	Construction	84%	\$3,090,152	\$3,826,667	\$736,515	\$0	PI
H DW FF&E Allocation	Construction	100%	\$0	\$55,446	\$55,446	\$0	
West Jefferson MS FF&E	Construction	92%	\$395,000	\$395,225	\$225	\$0	
Arvada HS Addition & General Upgrades	Close Out	100%	\$12,018,096	\$15,236,052	\$3,217,956	\$222,010	UC,OB,EC
Columbine HS Addition & General Upgrades	Close Out	99%	\$11,482,013	\$17,884,014	\$6,402,001	\$296,065	UC,SC,OB
Green Mountain HS Addition & General Upgrades	Close Out	99%	\$11,105,728	\$12,216,536	\$1,110,808	\$70,021	MC,UC,SC
Kendrick Lakes ES Replace School	Close Out	100%	\$22,743,115	\$20,368,886	(\$2,374,229)	\$181,141	MC
Pomona HS FF&E	Close Out	100%	\$0	\$90,910	\$90,910	\$0	
Wilmot ES Addition & General Upgrades	Close Out	100%	\$3,212,843	\$8,170,207	\$4,957,364	\$95,628	MC,UC,OB
Adams ES FF&E	Complete	100%	\$324,450	\$155,779	(\$168,671)	\$0	
Arvada K8 FF&E	Complete	100%	\$0	\$709,697	\$709,697	\$0	19M
Charter-Compass Montessori Golden Debt Repayment	Complete	100%	\$3,090,152	\$4,246,502	\$1,156,350	\$0	CC
Charter-Jefferson Acad. Secondary Addition	Complete	100%	\$6,180,304	\$6,213,940	\$33,636	\$0	CC,PI
Charter-Rocky Mtn Acad. Evergreen Debt Repayment	Complete	100%	\$3,090,152	\$3,101,864	\$11,712	\$0	PI
Charter-Two Roads Arvada Debt Repayment	Complete	100%	\$3,090,152	\$3,104,376	\$14,224	\$0	PI
Charter-Woodrow Wilson Academy Debt Repayment	Complete	100%	\$3,090,152	\$3,101,768	\$11,616	\$0	PI
Creighton MS FF&E	Complete	100%	\$0	\$162,251	\$162,251	\$0	
Evergreen HS Storm Drain Repair	Complete	100%	\$0	\$389,281	\$389,281	\$0	
Everitt MS Library Renovation	Complete	100%	\$545,789	\$545,789	\$0	\$0	
H DW Building Lighting 1-MS	Complete	100%	\$299,775	\$946,487	\$646,712	\$0	19M
H DW Curtain Riggings 8-HS	Complete	100%	\$0	\$173,922	\$173,922	\$0	
H DW Field Improvements 1-MS 7-HS	Complete	100%	\$12,157,500	\$20,327,403	\$8,169,903	\$0	SC,19M

JEFFCO PUBLIC SCHOOLS
 Construction Management
 Status of Projects by Program



Fiscal Plan Year: 2019	Work Progress		Budget Summary				
Project Description	Phase	%	Original	Current	Variance	Haz-Mat	Notes
H DW Fire Alarms 1-ES 1-MS 1-HS 1-Other	Complete	100%	\$64,877	\$177,130	\$112,254	\$0	
H DW Flooring 12-ES 4-Other	Complete	100%	\$886,851	\$1,563,346	\$676,495	\$321,861	19M
H DW Gym Divider Curtains 6-MS 1-Other	Complete	100%	\$0	\$336,487	\$336,487	\$0	
H DW HVAC 2-MS	Complete	100%	\$185,913	\$1,500,354	\$1,314,441	\$0	19M
H DW IT Cameras 51-ES 1-HS 2-Other	Complete	100%	\$774,304	\$665,351	(\$108,953)	\$0	
H DW Irrigation 2-ES 1-MS 2-HS	Complete	100%	\$0	\$513,353	\$513,353	\$0	19M
H DW Modular Bldg Removal 8-ES 1-MS 2-Other	Complete	100%	\$0	\$408,390	\$408,390	\$0	
H DW Paving 6-ES 1-MS 2-Other	Complete	100%	\$799,050	\$1,645,759	\$846,709	\$0	19M
H DW Playgrounds 4-ES 4-Other	Complete	100%	\$873,810	\$1,566,807	\$692,997	\$0	19M
H DW Roofing 3-ES 1-HS	Complete	100%	\$2,504,598	\$4,139,927	\$1,635,329	\$0	SC
H DW Security Glass 9-ES	Complete	100%	\$67,997	\$43,303	(\$24,694)	\$6,504	
H DW Site Lighting 4-ES 2-Other	Complete	100%	\$130,000	\$807,114	\$677,114	\$0	19M
H North Area Transportation-Joyce Site Acquisition	Complete	100%	\$7,000,600	\$7,000,600	\$0	\$0	
Ken Caryl MS FF&E	Complete	100%	\$0	\$188,133	\$188,133	\$0	
Ralston Valley HS Roofing	Complete	100%	\$0	\$1,670,244	\$1,670,244	\$0	19M
Summit Ridge MS FF&E	Complete	100%	\$0	\$192,838	\$192,838	\$0	
Three Creeks K-8 Addition & General Upgrades	Complete	100%	\$4,931,850	\$5,664,653	\$732,803	\$0	MC,OB
2019 Subtotals:			\$139,720,671	\$189,839,286	\$48,264,907	\$1,853,708	

Report Reference

Work Progress Columns:

- Phase The current phase of the project life cycle as most recently reported by the project manager
- % An estimate of payable work progress calculated from the latest status and forecast in the project management system

Budget Summary Columns:

- Original The original estimated budget for the project scope
- Current The latest revised budget including all approved changes
- Variance The difference between the Original and Current budget
- Haz-Mat Additional budget approved for hazardous materials mitigation
- Notes Abbreviated variance descriptions for projects with significant budget Variance (see translation table below)

Variance Notes

Note	Description
MC	Market Conditions
UC	Unforeseen Conditions
SC	Scope Change
19M	19M Program Scope - Initial project budget did not cover hazardous materials. If hazardous materials were identified it was paid out of program contingency.
PI	Premium and Interest Earned by Charter
OB	Occupied Building
EC	Existing Conditions
CC	Budget Shared Between Charter Campuses
FFE	Additional Fixtures, Furnishings and Equipment (FF&E) scope identified through a full assessment by the FF&E team. This team was not in place until after the initial bond program development.
DB	Directed by the Board of Education

Facility Listings for Multi-Site (DW) Projects

Fiscal Plan Year: 2022	
Project Description	Project Facilities
G DW Elevator Upgrades 2022	
G DW Modular Bldg Removal 2022	
G DW Flooring 2022-I 4-ES 3-MS	Governor's Ranch ES, Mount Carbon ES, Peiffer ES, Rooney Ranch ES, Deer Creek MS, Falcon Bluffs MS, Summit Ridge MS
G DW Flooring 2022-II 7-ES	Glennon Heights ES, Little ES, Parr ES, Pennington ES, South Lakewood ES, Swanson ES, Van Arsdale ES
G DW LED Lighting 2022 8-ES 2-MS 2-HS 3-Other	Bradford K-8 South, Bradford K-8 North, Lawrence ES, Leawood ES, Meiklejohn ES, Normandy ES, Rooney Ranch ES, Ute Meadows ES, Weber ES, West Woods ES, Brady Exploration School, Creighton MS, Moore MS, Chatfield HS, Dakota Ridge HS
G DW Paving 2022 5-ES 1-MS	Campbell ES, Little ES, Peiffer ES, South Lakewood ES, Thomson ES, Falcon Bluffs MS
G DW Playground 2022-I 4-ES	Glennon Heights ES, Governor's Ranch ES, Mount Carbon ES, Peiffer ES
G DW Playground 2022-II 2-ES	Campbell ES, Fairmount ES
G DW Roofing 2022 4-ES 1-MS	Campbell ES, Fairmount ES, Pennington ES, South Lakewood ES, Summit Ridge MS
G DW Security Glass 2022 7-ES 1-MS 1-HS 1-Other	Bear Creek K-8, Campbell ES, Fairmount ES, Little ES, Parr ES, Pennington ES, South Lakewood ES, Swanson ES, Summit Ridge MS, Arvada West HS
G DW Mechanical 2022 3-ES	Campbell ES, Little ES, Van Arsdale ES
G DW Network Upgrades 2022 75-ES 13-MS 12-HS 18-Other	Allendale ES, Adams ES, Arvada K-8, Bear Creek K-8, Blue Heron ES, Belmar School of Integrated Arts, Campbell ES, Bradford K-8 North, Colorow ES, Coal Creek Canyon K-8, Columbine Hills ES, Coronado ES, Devinny ES, Dutch Creek ES, Edgewater ES, Eiber ES, Emory ES, Fairmount ES, Fitzmorris ES, Foothills ES, Foster ES, Fremont ES, Anderson Preschool, Glennon Heights ES, Governor's Ranch ES, Green Gables ES, Green Mountain ES, Hackberry Hill ES, Hutchinson ES, Irwin Preschool, Sheridan Green ES, Kendallvue ES, Kullerstrand ES, Kyffin ES, Lasley ES, Lawrence ES, Leawood ES, Little ES, Lukas ES, Lumberg ES, Maple Grove ES, Meiklejohn ES, Mitchell ES, Molholm ES, Mortenson ES, Mount Carbon ES, Normandy ES, Parr ES, Patterson International School, Pennington ES, Peck ES, Peiffer ES, Powderhorn ES, Red Rocks ES, Rooney Ranch ES, Stott ES, Ryan ES, Secrest ES, Semper ES, Shaffer ES, Shelton ES, Sierra ES, Slater ES, Deane ES, South Lakewood ES, Stober ES, Stevens ES, Swanson ES, Stony Creek ES, Litz Preschool, Thomson ES, Vanderhoof ES, Van Arsdale ES, Ute Meadows ES, Vivian ES, Warder ES, Weber ES, Welchester ES, Westgate ES, Westridge ES, West Woods ES, Wilmore Davis ES, Witt ES, Brady Exploration School, Dennison ES, Manning School, McLain Community HS, Jeffco Open School, Miller Special School, Free Horizon Montessori (Charter), Warren Tech Central, Long View HS, Bell MS, Wayne Carle MS, Carmody MS, Creighton MS, Deer Creek MS, Drake MS, Dunstan MS, Everitt MS, Falcon Bluffs MS, Mandalay MS, Moore MS, Oberon MS, North Arvada MS, Wheat Ridge 5-8, Arvada HS, Bear Creek HS, Chatfield HS, Dakota Ridge HS, Golden HS, Jefferson Jr-Sr HS, Lakewood HS, Pomona HS, Ralston Valley HS, Standley Lake HS, Wheat Ridge HS, Connections Learning Center

Fiscal Plan Year: 2021	
Project Description	Project Facilities
G DW Field Improvements 2021 1-ES 4-HS	Lumberg ES, D'Evelyn Jr-Sr HS, Alameda Int'l Jr-Sr HS, Jefferson Jr-Sr HS, Wheat Ridge HS
G DW LED Lighting 2021 11-ES	Edgewater ES, Elk Creek ES, Emory ES, Kyffin ES, Red Rocks ES, Shaffer ES, Stony Creek ES, Thomson ES, Warder ES, West Jefferson ES, Wheat Ridge 5-8
G DW Mechanical 2021 5-ES	Edgewater ES, Elk Creek ES, Peck ES, Secrest ES, Thomson ES
H DW Elevator Upgrades 2021 1-MS 1-Other	Warren Tech North, Carmody MS
G DW Flooring 2021 6-ES	Emory ES, Peck ES, Red Rocks ES, Shaffer ES, Thomson ES, Westgate ES
G DW Modular Bldg Removal 2021 5-ES	Kendallvue ES, Kullerstrand ES, Lawrence ES, Slater ES, Vivian ES
G DW Paving 2021 3-ES 1-MS	Parmalee ES, Red Rocks ES, West Jefferson ES, Ken Caryl MS
G DW Playgrounds 2021 9-ES	Elk Creek ES, Kyffin ES, Normandy ES, Peck ES, Red Rocks ES, Secrest ES, Shaffer ES, Thomson ES, Warder ES

Fiscal Plan Year: 2021	
Project Description	Project Facilities
G DW Roofing 2021 5-ES	Emory ES, Fitzmorris ES, Lawrence ES, Westgate ES, Wheat Ridge 5-8
G DW Security Glass 2021 6-ES 5-MS 1-HS	Dutch Creek ES, Leawood ES, Meiklejohn ES, Red Rocks ES, Rose Stein International ES, Weber ES, Ken Caryl MS, Creighton MS, Drake MS, Mandalay MS, Moore MS, Conifer HS

Fiscal Plan Year: 2020	
Project Description	Project Facilities
H DW HVAC 2020 2-ES 1-Other	Patterson International School, Stott ES, Ryan ES
H DW Network Upgrades 75-ES 13-MS 12-HS 18-Other	Allendale ES, Adams ES, Arvada K-8, Bear Creek K-8, Blue Heron ES, Belmar School of Integrated Arts, Campbell ES, Bradford K-8 North, Colorow ES, Coal Creek Canyon K-8, Columbine Hills ES, Coronado ES, Deviny ES, Dutch Creek ES, Edgewater ES, Eiber ES, Emory ES, Fairmount ES, Fitzmorris ES, Foothills ES, Foster ES, Fremont ES, Anderson Preschool, Glennon Heights ES, Governor's Ranch ES, Green Gables ES, Green Mountain ES, Hackberry Hill ES, Hutchinson ES, Irwin Preschool, Sheridan Green ES, Kendallvue ES, Kullerstrand ES, Kyffin ES, Lasley ES, Lawrence ES, Leawood ES, Little ES, Lukas ES, Lumberg ES, Maple Grove ES, Meiklejohn ES, Mitchell ES, Molholm ES, Mortenson ES, Mount Carbon ES, Normandy ES, Parr ES, Patterson International School, Pennington ES, Peck ES, Peiffer ES, Powderhorn ES, Red Rocks ES, Rooney Ranch ES, Stott ES, Ryan ES, Secrest ES, Semper ES, Shaffer ES, Shelton ES, Sierra ES, Slater ES, Deane ES, South Lakewood ES, Stober ES, Stevens ES, Swanson ES, Stony Creek ES, Litz Preschool, Thomson ES, Vanderhoof ES, Van Arsdale ES, Ute Meadows ES, Vivian ES, Warder ES, Weber ES, Welchester ES, Westgate ES, Westridge ES, West Woods ES, Wilmore Davis ES, Witt ES, Brady Exploration School, Dennison ES, Manning School, McLain Community HS, Jeffco Open School, Miller Special School, Free Horizon Montessori (Charter), Warren Tech Central, Long View HS, Bell MS, Wayne Carle MS, Carmody MS, Creighton MS, Deer Creek MS, Drake MS, Dunstan MS, Everitt MS, Falcon Bluffs MS, Mandalay MS, Moore MS, Oberon MS, North Arvada MS, Wheat Ridge 5-8, Arvada HS, Bear Creek HS, Chatfield HS, Dakota Ridge HS, Golden HS, Jefferson Jr-Sr HS, Lakewood HS, Pomona HS, Ralston Valley HS, Standley Lake HS, Wheat Ridge HS, Connections Learning Center
H DW Field Improvements 11-HS	Arvada HS, Arvada West HS, Chatfield HS, Columbine HS, Conifer HS, Dakota Ridge HS, Golden HS, Green Mountain HS, Lakewood HS, Pomona HS, Standley Lake HS
H DW Fire Sprinklers Replacement 3-ES 1-MS 1-Other	Bradford K-8 North, Rooney Ranch ES, Ryan ES, Van Arsdale ES, Deer Creek MS
H DW Flooring 2020-I 2-ES 2-Other	Fitzmorris ES, Lasley ES, Free Horizon Montessori (Formerly Pleasant View ES), Miller Special School
H DW LED Lighting - Interior 17-ES 1-Other	Columbine Hills ES, Deviny ES, Fitzmorris ES, Sheridan Green ES, Kullerstrand ES, Lasley ES, Maple Grove ES, Patterson International School, Peck ES, Powderhorn ES, Stott ES, Ryan ES, Secrest ES, Deane ES, Vanderhoof ES, Westgate ES, Westridge ES, Dennison ES
H DW Modular Bldg Removal 2020 3-ES	Campbell ES, Green Gables ES, Peck ES
H DW Paving 2020-I 2-ES 1-MS	Columbine Hills ES, Lawrence ES, Everitt MS
H DW Paving 2020-II 3-ES 1-Other	Bradford K-8 North, Mitchell ES, Ryan ES, Shelton ES
H DW Playgrounds 2020 8-ES 2-Other	Allendale ES, Columbine Hills ES, Sheridan Green ES, Kendallvue ES, Free Horizon Montessori (Formerly Pleasant View ES), Stott ES, Stony Creek ES, Vanderhoof ES, Westridge ES, Miller Special School
H DW Roofing 2020-I 3-ES 1-Other	Green Mountain ES, Lasley ES, Parr ES, Patterson International School
H DW Roofing 2020-II 4-ES 1-MS 1-HS	Kullerstrand ES, Little ES, Swanson ES, Thomson ES, Carmody MS, Evergreen HS
H DW Elevator Upgrades 3-ES 4-MS 3-HS 1-Other	Lawrence ES, Peck ES, Wilmot ES, Carmody MS, Creighton MS, Deer Creek MS, Falcon Bluffs MS, Bear Creek HS, Conifer HS, Dakota Ridge HS, Education Service Center
H DW Flooring 2020-II 4-ES	Allendale ES, Fairmount ES, Thomson ES, West Woods ES
H DW IT Cameras 2020 24-ES 7-MS 9-HS 16-Other	Allendale ES, Arvada K-8, Bear Creek K-8, Belmar School of Integrated Arts, Bradford K-8 South, Campbell ES, Bradford K-8 North, Coal Creek Canyon K-8, Coronado ES, Elk Creek ES, Fairmount ES, Fremont ES, Glennon Heights ES, Irwin Preschool, Meiklejohn ES, Mortenson ES, Ralston ES, Stott ES, Shaffer ES, Shelton ES, Slater ES, South Lakewood ES, Stony Creek ES, Litz Preschool, Vanderhoof ES, Van Arsdale ES, Ute Meadows ES, Welchester ES, West Jefferson ES, West Woods ES, Brady Exploration School, Dennison ES, Manning School, McLain Community HS, Jeffco Open School, Miller Special School, Warren Tech Central, Warren Tech North, Deer Creek MS, Evergreen MS, Everitt MS, Falcon Bluffs MS, Mandalay MS, Oberon MS, North Arvada MS, Alameda Int'l Jr-Sr HS, Arvada HS, Bear Creek HS, Evergreen HS, Jefferson Jr-Sr HS, Pomona HS, Ralston Valley HS, Standley Lake HS, Wheat Ridge HS, Connections Learning Center
H DW Security Glass 2020-I 11-ES 1-Other	Elk Creek ES, Green Mountain ES, Kyffin ES, Mitchell ES, Peck ES, Secrest ES, Shelton ES, Slater ES, Stevens ES, Thomson ES, Warder ES, Wheat Ridge 5-8

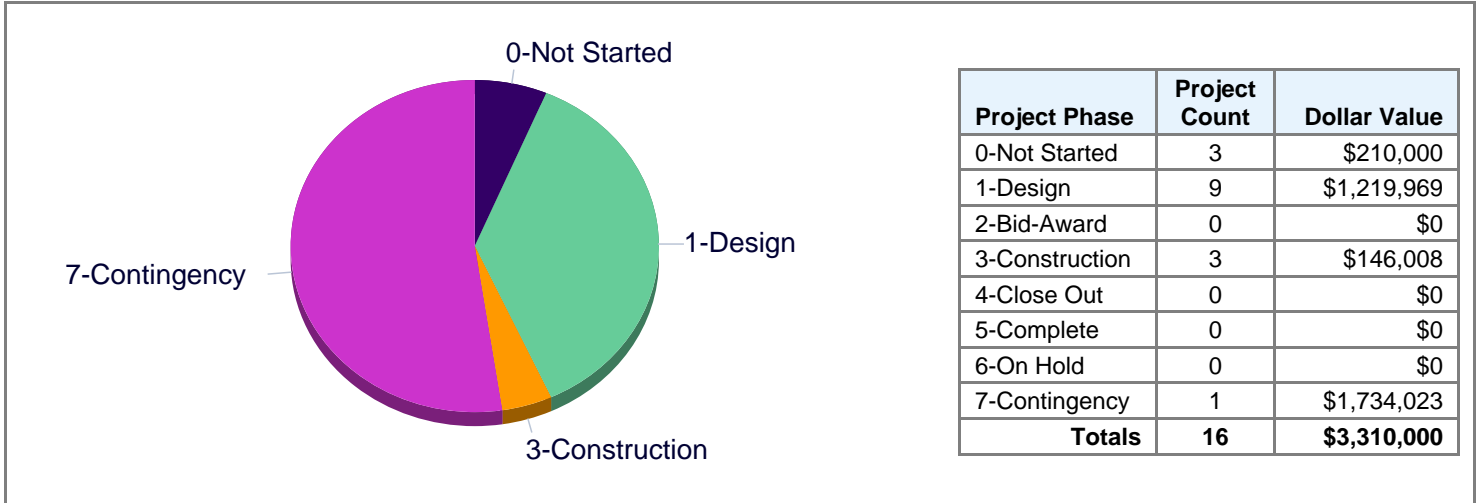
JEFFCO PUBLIC SCHOOLS
Construction Management
Status of Projects by Program



Fiscal Plan Year: 2019	
Project Description	Project Facilities
H DW FF&E Allocation	
H DW Building Lighting 1-MS	North Arvada MS
H DW Curtain Riggings 8-HS	Alameda Int'l Jr-Sr HS, Arvada West HS, Bear Creek HS, Evergreen HS, Golden HS, Lakewood HS, Pomona HS, Wheat Ridge HS
H DW Field Improvements 1-MS 7-HS	West Jefferson MS, Arvada HS, Chatfield HS, Conifer HS, Dakota Ridge HS, Evergreen HS, Lakewood HS, Ralston Valley HS
H DW Fire Alarms 1-ES 1-MS 1-HS 1-Other	Red Rocks ES, D'Evelyn Jr-Sr HS, Mandalay MS, 809 Bldg 1 Service Center Bldg 1
H DW Flooring 12-ES 4-Other	Bergen Meadow ES, Bradford K-8 South, Bradford K-8 North, Eiber ES, Foothills ES, Green Mountain ES, Hutchinson ES, Sheridan Green ES, Kullerstrand ES, Lukas ES, Free Horizon Montessori (Formerly Pleasant View ES), Vivian ES, Welchester ES, Westridge ES, Wilmore Davis ES, Free Horizon Montessori (Charter)
H DW Gym Divider Curtains 6-MS 1-Other	Manning School, Ken Caryl MS, Carmody MS, Drake MS, Everitt MS, Oberon MS, North Arvada MS
H DW HVAC 2-MS	Bell MS, Drake MS
H DW IT Cameras 51-ES 1-HS 2-Other	Adams ES, Blue Heron ES, Bergen Valley ES, Bergen Meadow ES, Colorow ES, Columbine Hills ES, Devinny ES, Dutch Creek ES, Edgewater ES, Fitzmorris ES, Foothills ES, Foster ES, Governor's Ranch ES, Green Gables ES, Green Mountain ES, Hackberry Hill ES, Hutchinson ES, Sheridan Green ES, Kendallvue ES, Kullerstrand ES, Lasley ES, Lawrence ES, Leawood ES, Little ES, Lukas ES, Lumberg ES, Molholm ES, Mount Carbon ES, Normandy ES, Parr ES, Parmalee ES, Patterson International School, Pennington ES, Peck ES, Peiffer ES, Powderhorn ES, Red Rocks ES, Rooney Ranch ES, Ryan ES, Secrest ES, Semper ES, Deane ES, Rose Stein International ES, Stober ES, Swanson ES, Thomson ES, Vivian ES, Warder ES, Westgate ES, Westridge ES, Wilmore Davis ES, Wilmot ES, Free Horizon Montessori (Charter), Columbine HS
H DW Irrigation 2-ES 1-MS 2-HS	Colorow ES, Deane ES, D'Evelyn Jr-Sr HS, Evergreen MS, Pomona HS
H DW Modular Bldg Removal 8-ES 1-MS 2-Other	Campbell ES, Fremont ES, Green Gables ES, Peck ES, Peiffer ES, Swanson ES, Stony Creek ES, Westridge ES, Miller Special School, Warren Tech Central, Carmody MS
H DW Paving 6-ES 1-MS 2-Other	Bradford K-8 South, Bradford K-8 North, Devinny ES, Fitzmorris ES, Hackberry Hill ES, Maple Grove ES, Peck ES, Ryan ES, Evergreen MS
H DW Playgrounds 4-ES 4-Other	Belmar School of Integrated Arts, Columbine Hills ES, Patterson International School, Free Horizon Montessori (Formerly Pleasant View ES), Ralston ES, Welchester ES, Wilmore Davis ES, Free Horizon Montessori (Charter)
H DW Roofing 3-ES 1-HS	Eiber ES, Green Gables ES, Wilmot ES, Lakewood HS
H DW Security Glass 9-ES	Allendale ES, Devinny ES, Sheridan Green ES, Lawrence ES, Stott ES, Ryan ES, Vanderhoof ES, Westridge ES, Dennison ES
H DW Site Lighting 4-ES 2-Other	Belmar School of Integrated Arts, Eiber ES, Foothills ES, Ralston ES, Welchester ES, 809 Campus Service Center Campus

22M Capital Program 2022-23

Program Dollar Value by Phase



Program Narrative

The 22M Capital Program represents Fiscal Year 2022 planned projects that are expected to complete in Fiscal Year 2023. These projects are reviewed by the Capital Asset Advisory Committee.

Occupancy Deadlines At Risk

Priority	Facility Name	Project ID	Project name	Finish Date	
				Target	Forecast

Program Contingency and Remaining Funds

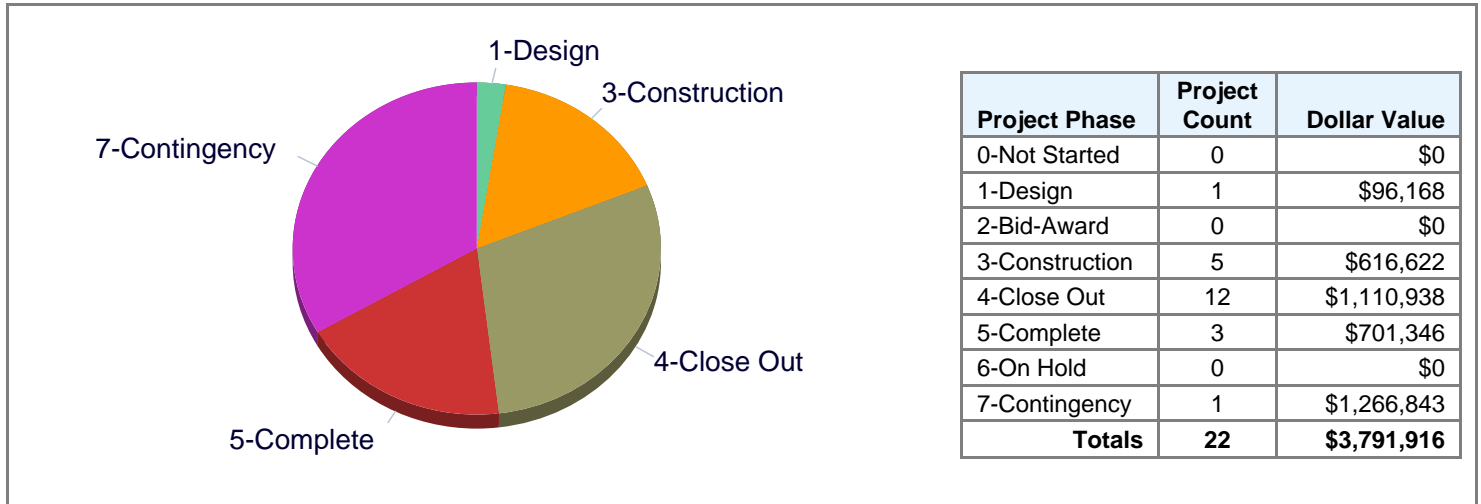
Program Contingency (Unallocated)	Forecast Remaining Funds in Projects	Net Remaining Program Funds
\$1,734,023	(\$39,335)	\$1,694,688

22M Capital Program 2022-23 - Project Detail

Project Description	Work Progress		Capital Budget	Other Funding Sources
	Phase	%		
22M Arvada HS Irv Brown Center	Design	100%	\$15,000	\$0
22M D'Evelyn Jr/Sr FF&E	Design	0%	\$118,320	\$0
22M DW Planning & Design Allocation	Not Started	52%	\$200,000	\$0
22M DW Small Projects 2 Allocation	Not Started	0%	\$10,000	\$0
22M Green Gables ES Walking Path	Not Started	0%	\$0	\$0
22M Columbine HS Drainage Improvements	Design	6%	\$82,140	\$0
22M DW HVAC UV Lighting Pilot	Design	3%	\$90,000	\$0
22M DW Property Disposal Allocation	Design	77%	\$10,000	\$0
22M DW Small Projects 1 Allocation	Design	24%	\$508,019	\$62,858
22M DW Temp Bldg Lease Allocation	Design	65%	\$96,490	\$0
22M DW Utilization Allocation	Design	27%	\$150,000	\$0
22M DW Water Engineering Allocation	Design	20%	\$150,000	\$0
22M DW FF&E Allocation	Construction	14%	\$45,000	\$0
22M Stober ES Garden-Outdoor Classroom	Construction	0%	\$0	\$61,616
22M Welchester ES Kitchen	Construction	2%	\$101,008	\$85,981
22M DW Program Contingency	Contingency	0%	\$1,734,023	\$0
Program Totals:			\$3,310,000	\$210,455

21M Capital Program 2021-22

Program Dollar Value by Phase



Program Narrative

The 21M Capital Program represents Fiscal Year 2021 planned projects that are expected to complete in Fiscal Year 2022. These projects are reviewed by the Capital Asset Advisory Committee.

Occupancy Deadlines At Risk

Priority	Facility Name	Project ID	Project name	Finish Date	
				Target	Forecast

Program Contingency and Remaining Funds

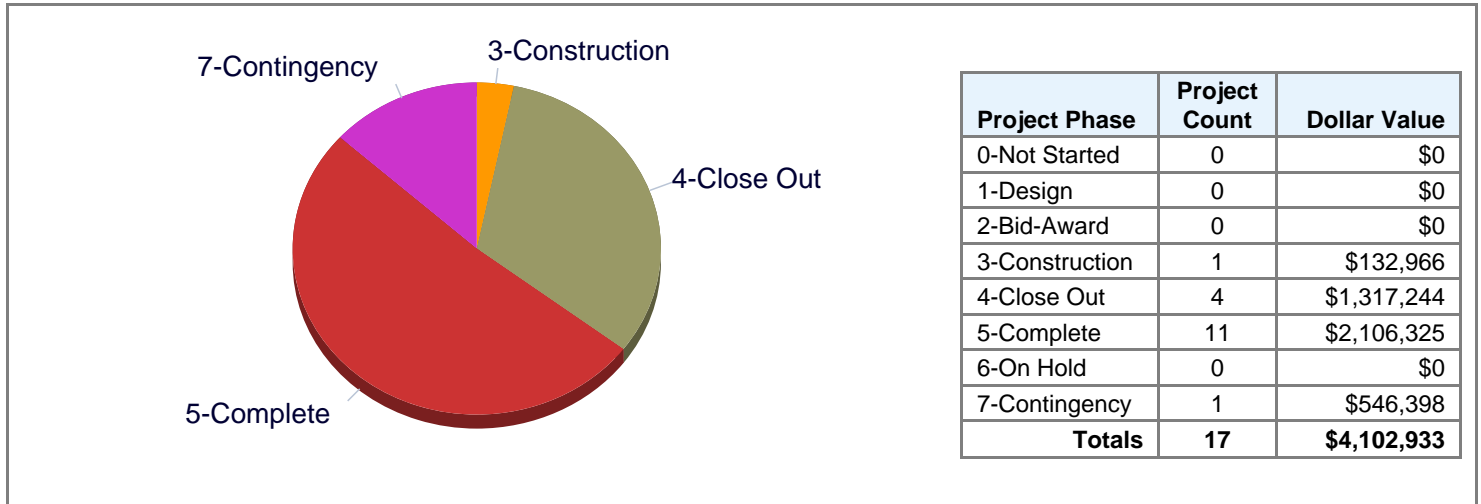
Program Contingency (Unallocated)	Forecast Remaining Funds in Projects	Net Remaining Program Funds
\$1,266,843	(\$174,443)	\$1,092,399

21M Capital Program 2021-22 - Project Detail

Project Description	Work Progress		Capital Budget	Other Funding Sources
	Phase	%		
21M Alameda HS School Funded Add-Ons	Construction	54%	\$25,000	\$41,921
21M DW Small Projects 2 Allocation	Design	100%	\$96,168	\$0
21M 5th Floor Data Center Improvements	Construction	31%	\$21,245	\$616,385
21M Alameda Intl Kitchen-Cafeteria Renovation	Construction	69%	\$250,000	\$600,000
21M Columbine HS School-Funded Add-On Scope	Construction	100%	\$0	\$284,475
21M DW Reservoir Measuring Systems	Construction	27%	\$320,377	\$0
21M Candelas Regional Trail	Close Out	100%	\$212,338	\$0
21M Conifer HS FF&E	Close Out	98%	\$50,000	\$0
21M D'Evelyn Jr-Sr HS Roofing	Close Out	100%	\$257,512	\$0
21M DW Energy Conservation Allocation	Close Out	100%	\$18,426	\$0
21M DW Field Net Systems	Close Out	100%	\$120,341	\$0
21M DW Planning & Design Allocation	Close Out	100%	\$92,016	\$0
21M DW Property Disposal Allocation	Close Out	100%	\$855	\$0
21M DW Temp. Bldg. Lease Allocation	Close Out	100%	\$96,490	\$0
21M DW Utilization Allocation	Close Out	100%	\$57,183	\$0
21M DW Water Engineering Allocation	Close Out	100%	\$136,062	\$0
21M Green Mountain HS Corridor Flooring	Close Out	100%	\$50,000	\$0
21M Jeffco Open School Playground	Close Out	100%	\$19,714	\$100,800
21M 809 Bldg 1 Security Dispatch System	Complete	100%	\$144,600	\$49,000
21M DW Pilot-HVAC UV Lighting	Complete	100%	\$43,360	\$0
21M DW Small Projects 1 Allocation	Complete	100%	\$513,386	\$0
21M Program Contingency	Contingency	0%	\$1,266,843	\$0
Program Totals:			\$3,791,916	\$1,692,580

20M Capital Program 2020-21

Program Dollar Value by Phase



Program Narrative

The 20M Capital Program 2020 -2021 represents Fiscal Year 2020 planned projects that are expected to complete in Fiscal Year 2021. These projects are reviewed by the Capital Asset Advisory Committee.

Occupancy Deadlines At Risk

Priority	Facility Name	Project ID	Project name	Finish Date	
				Target	Forecast

Program Contingency and Remaining Funds

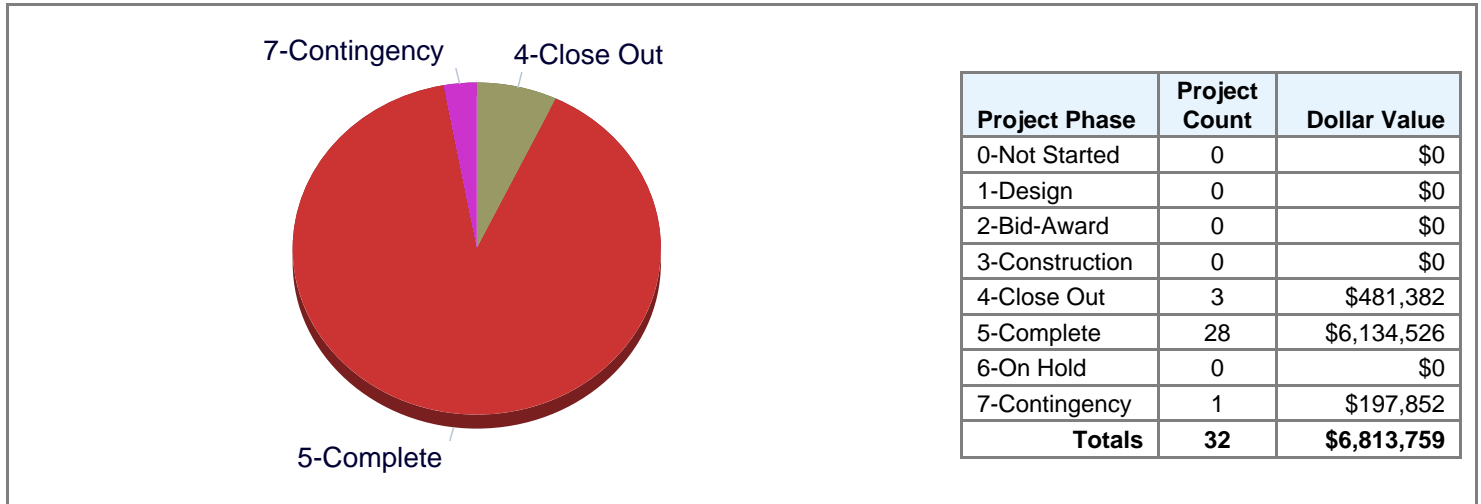
Program Contingency (Unallocated)	Forecast Remaining Funds in Projects	Net Remaining Program Funds
\$546,398	(\$105,917)	\$440,482

20M Capital Program 2020-21 - Project Detail

Project Description	Work Progress		Capital Budget	Other Funding Sources
	Phase	%		
20M Parmalee ES School Zone Enhancements	Construction	98%	\$132,966	\$0
20M Alameda Int'l HS Auditorium Renovation	Close Out	100%	\$279,674	\$276,498
20M D'Evelyn Jr-Sr HS Utilities for Temps	Close Out	100%	\$638,829	\$0
20M DW Planning & Design Allocation	Close Out	100%	\$183,394	\$0
20M DW Tractor Sheds	Close Out	100%	\$215,346	\$0
20M 581 Conf Place Solar Panel Purchase	Complete	100%	\$320,352	\$0
20M 809 Campus Fabric Storage Shelter	Complete	100%	\$62,600	\$0
20M Applewood Cottages Offices for EAP	Complete	100%	\$288,825	\$0
20M DW Property Disposal Allocation	Complete	0%	\$0	\$0
20M DW Small Projects 1 Allocation	Complete	100%	\$447,355	\$0
20M DW Small Projects 2 Allocation	Complete	100%	\$103,795	\$0
20M DW Temp. Bldg. Lease Allocation	Complete	100%	\$96,490	\$0
20M DW Utilization Allocation	Complete	100%	\$121,859	\$0
20M DW Water Engineering Allocation	Complete	100%	\$7,522	\$0
20M Free Horizon Montessori RTU Repair	Complete	100%	\$147,187	\$0
20M Golden HS Chiller Replacement	Complete	100%	\$510,339	\$0
20M Program Contingency	Contingency	0%	\$546,398	\$0
Program Totals:			\$4,102,933	\$276,498

19M Capital Program 2019-2020

Program Dollar Value by Phase



Program Narrative

The 19M Capital Program 2019 -2020 represents Fiscal Year 2019 planned projects that are expected to complete in Fiscal Year 2020. These projects are reviewed by the Capital Asset Advisory Committee.

Occupancy Deadlines At Risk

Priority	Facility Name	Project ID	Project name	Finish Date	
				Target	Forecast

Program Contingency and Remaining Funds

Program Contingency (Unallocated)	Forecast Remaining Funds in Projects	Net Remaining Program Funds
\$197,852	\$0	\$197,852

19M Capital Program 2019-2020 - Project Detail

Project Description	Work Progress		Capital Budget	Other Funding Sources
	Phase	%		
19M DW Energy Conservation Allocation	Close Out	100%	\$233,823	\$0
19M DW FF&E Allocation	Close Out	100%	\$142,287	\$56,543
19M Golden HS School-Based Health Ctr	Close Out	100%	\$105,272	\$0
19M 581 Conference Place Reopening	Complete	100%	\$257,611	\$0
19M 809 Campus Site Lighting	Complete	100%	\$23,714	\$0
19M Arvada HS Entry Improvements	Complete	100%	\$305,963	\$0
19M DW Building Lighting	Complete	100%	\$111,300	\$0
19M DW Carpet Design Only	Complete	100%	\$225,457	\$0
19M DW Central Kitchen Study	Complete	100%	\$153,694	\$0
19M DW Code Compliance Allocation	Complete	100%	\$65,886	\$0
19M DW Fire Alarm	Complete	100%	\$49,004	\$0
19M DW Gym Divider Curtains	Complete	100%	\$46,147	\$0
19M DW Hail Damage Allocation	Complete	100%	\$137,648	\$36,925
19M DW IT Cameras Allocation	Complete	100%	\$33,043	\$0
19M DW Irrigation	Complete	100%	\$28,355	\$0
19M DW Lock Replacement-Phase V Allocation	Complete	100%	\$1,058,452	\$279,687
19M DW Paving	Complete	100%	\$188,362	\$0
19M DW Planning & Design Allocation	Complete	100%	\$6,360	\$0
19M DW Playgrounds	Complete	100%	\$212,830	\$0
19M DW Property Disposal Allocation	Complete	100%	\$24,345	\$0
19M DW Small Projects 1 Allocation	Complete	100%	\$1,482,831	\$0
19M DW Small Projects 2 Allocation	Complete	100%	\$277,627	\$35,000
19M DW Temp. Bldg. Lease Allocation	Complete	100%	\$96,690	\$0
19M DW Turf Fields	Complete	100%	\$36,411	\$0
19M DW Utilization Allocation	Complete	100%	\$603,374	\$0
19M DW Water Engineering Allocation	Complete	100%	\$101,210	\$0
19M Evergreen HS Storm Drain Repair	Complete	100%	\$30,740	\$0
19M Oberon MS Asbestos Abatement	Complete	100%	\$107,081	\$0
19M Ralston Valley HS Roofing	Complete	100%	\$30,168	\$0
19M Summit Ridge MS Replace Boilers	Complete	100%	\$440,225	\$0
19M Windy Peak OELS Waste Water Treatment	Complete	0%	\$0	\$0
19M Program Contingency	Contingency	0%	\$197,852	\$0
Program Totals:			\$6,813,759	\$408,154

**Department of Construction Management
Program Financial Summary Report**



Date: Jan 19, 2022

Program	Program Contingency (Unallocated)	Forecast Remaining Funds in Projects	Net Remaining Program Funds
H/G 2018 Capital Improvement Plan	\$69,306,078	(\$11,919,753)	\$57,386,325
22M 22M Mini Program 2022-23	\$1,734,023	(\$39,335)	\$1,694,688
21M 21M Mini Program 2021-22	\$1,266,843	(\$174,443)	\$1,092,399
20M 20M Mini Program 2020-21	\$546,398	(\$105,917)	\$440,482
19M 19M Mini Program 2019-20	\$197,852	\$0	\$197,852
Total:	\$73,051,194	(\$12,239,448)	\$60,811,746