
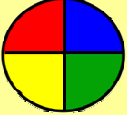




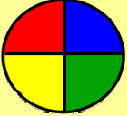






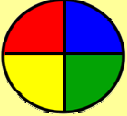



HPS Scope and Sequence  
Elementary Technology 4th Grade  
Created February 2011 Revised 3/24/2011

Standard or GLCE #	Standard or GLCE Language  Students will . . . .	What this means:	Semester	Lessons  33	Examples of Formative Assessments	Vocabulary
						
3_5.CI - Creativity and Innovation	1. produce a media-rich digital project aligned to state curriculum standards (e.g., fable., folk tale, mystery, tall tale, historical fiction)		1	2	PowerPoint	copy font copy cursor delete
3_5.CI - Creativity and Innovation	2. use a variety of technology tools and applications to demonstrate their creativity by creating or modifying works of art, music, movies, or presentations		1	3	1. Add clip art & music to document 2. Create powerpoint	edit format font file harddrive
3_5.CI - Creativity and Innovation	3. participate in discussions about technologies (past, present, and future to understand these developments are the result of human creativity		1	1	Online tutorials: Technology Time Machine	homepage hyperlink information exchange
3-5.CC. Communication and Collaboration	1. use digital communication tools (e.g., e-mail, wikis, blogs, IM, chat rooms, videoconferecing, Moodle, Blackboard) and online resources for group learning projects		1	2	Blogging: ClassChatter KidBlog	infomration retrieval Internet browser load a program memory
3-5.CC. Communication and Collaboration	2. identify how different software applications may be used to share similar information, based on the intended audience (e.g., presentations for classmates, newsletters for parents)		1	1	Powerpoint	paste online program print form scanner search engine software
3-5.CC. Communication and Collaboration	3. use a variety of media and formats to create and edit products (e.g., presentations, newsletters, brochures, web pages) to communicate information and ideas to various audiences		1	2	1. Powerpoint 2. Newsletter or brochure 3. Publisher	software piracy spreadsheet speed of communication storage


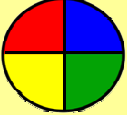



HPS Scope and Sequence  
Elementary Technology 4th Grade  
Created February 2011 Revised 3/24/2011

Standard or GLCE #	Standard or GLCE Language  Students will . . . .	What this means:	Semester	Lessons  33	Examples of Formative Assessments	Vocabulary
						
3_5.RI Research and Information Literacy—	1. identify search strategies for locating information with support from teachers or library media specialists		1	2	1. Yahoo Kids 2. Google 3. Teacher Tube	storage device style task bar technical difficulty text troubleshooting upload window word processor
3_5.RI Research and Information Literacy—	2. use digital tools to find, organize, analyze, synthesize, and evaluate information		2	1	1. Inspiration	
3_5.RI Research and Information Literacy—	3. understand and discuss that web sites and digital resources may contain inaccurate or biased information		1	1	Common sense	
3_5.RI Research and Information Literacy—	4. understand that using information from a single Internet source might result in the reporting of erroneous facts and that multiple sources should always be researched		1	1	Wikipedia	
3-5.CT. Critical Thinking, Problem Solving, and Decision Making	1. use digital resources to access information that can assist in making informed decisions about everyday matters (e.g., which movie to see, which product to purchase)		1	1	Etoys .com excel chart	

HPS Scope and Sequence  
Elementary Technology 4th Grade  
Created February 2011 Revised 3/24/2011

Standard or GLCE #	Standard or GLCE Language  Students will . . . .	What this means:	Semester	Lessons  33	Examples of Formative Assessments	Vocabulary
						
3-5.CT. Critical Thinking, Problem Solving, and Decision Making	2. use information and communication technology tools (e.g., calculators, probes, videos, DVDs, educational software) to collect, organize, and evaluate information to assist with solving problems		2	3	excel	
3-5.CT. Critical Thinking, Problem Solving, and Decision Making	3. use digital resources to identify and investigate a state, national, or global issue (e.g., global warming, economy, environment)		2	2	support core curriculum	
3-5.DC. Digital Citizenship	1. discuss scenarios involving acceptable and unacceptable uses of technology (e.g., file-sharing, social networking, text messaging, cyber bullying, plagiarism)		1	1	Netsmartz	
3-5.DC. Digital Citizenship	2. recognize issues involving ethical use of information (e.g., copyright adherence, source citation)		2	1	Copywrite Kids	
3-5.DC. Digital Citizenship	3. describe precautions surrounding personal safety that should be taken when online		1	1	Isafe	
3-5.DC. Digital Citizenship	4. identify the types of personal information that should not be given out on the Internet (name, address, phone number, picture, school name)		1	1	Faux paw Elmer the safety elephant	

HPS Scope and Sequence  
Elementary Technology 4th Grade  
Created February 2011 Revised 3/24/2011

Standard or GLCE #	Standard or GLCE Language  Students will . . . .	What this means:	Semester	Lessons  33	Examples of Formative Assessments	Vocabulary
						
Technology Operations and Concepts	1. use basic input and output devices (e.g., printers, scanners, digital cameras, video recorders, projectors)		1	2		
Technology Operations and Concepts	2. describe ways technology has changed life at school and at home		1	1		
Technology Operations and Concepts	3. understand and discuss how assistive technologies can benefit all individuals		1	1	Universal reader Zoom	
Technology Operations and Concepts	4. demonstrate proper care in the use of computer hardware, software, peripherals, and storage media		1	1	Computer rules	
Technology Operations and Concepts	5. know how to exchange files with other students using technology (e.g., network file sharing, flash drives)		2	2	Save documents Transfer documents	