









Family Consumer Science- 8th Grade  
Design - update 02/2011






Standard or GLCE #	Standard or GLCE Language	What this means:	Q	Lessons	Examples of Formative Assessments	Vocabulary
	Students will . . . .					
1:Balance Work and Family	1.5: Identify individual priorities and responsibilities	Introductory project about self, Analyze personal needs and wants in Design, Lifestyle Anaysis in relation to room design, Home analysis, math skills for room arrangement and furniture, career research	Q	3 days		
	1.8: Apply reading, writing, speaking, listening, decoding, classification, and math skills in career contexts.		Q	2 days		
Nurturing	2.3: Identify skills necessary for nurturing self and others	Traffic Patterns, Color Schemes, Floor Plans, Lifestyle Analysis for Design	Q	5 days		
	2.4: Explain the relationship of a nurturing environment to individual/family growth and development		Q	2 days		
Human Development	3.3: Examine individual aptitudes, interests, and abilities in relation to housing	Students may experience the following: Examine skills in sewing, examine design perferences, learn about various styles, furniture types, and housing styles, complete perferences list	Q	3 days		
	3.7: Identify expectations for self and others		Q	1 day		
	4.2: Clarify individual and family wants and needs.	Complete an Analysis form, including a list of needs and wants in design	Q	1 day		

Interior Designer,  
Floor Plan,  
Traffic Pattern,  
Functional Furniture,  
Elements of Design,  
Illusion,  
Lifestyle,  
Budget,  
Wants vs. Needs,  
Dream bedroom,  
Color,  
Shape,  
Line,  
Texture,  
Style,  
Backstitch,  
Embriodery,  
Guide Sheet,  
Layout,  
Markings,  
Notches,  
Notions,  
Patterns,  
Pivot,  
Seam Allowance,  
Seam Line.

Family Consumer Science- 8th Grade  
Design - update 02/2011

Standard or GLCE #	Standard or GLCE Language	What this means:	Q	Lessons	Examples of Formative Assessments	Vocabulary
	Students will . . . .					
Decision Making	4.3: Practice positive decision-making skills.	Decide on personal preferences after learning about the various styles	Q	2 days	Reflection questions over activities, Discussions, In class activities, Cross words, Ask questions, Design Portfolio, Design a Room of Own, Hand Sewing Project, Machine Sewing Project, Self Assessment	Stitch, Running Stitch, Whipstitch, Pins, Pin Cushion, Tracing Wheel, Seam Ripper, Bobbin, Chalk, Tape Measure, Seam Gauge, Spool, Thimble, Scissors, Iron, Ironing board, Buttons, Sewing Machine, Portfolio, Proportion, Scale, Balance, Rhythm, Emphasis, Color Schemes, Adjacent Color.
	4.6: Implement an individual plan of action based on rules, regulations and procedures.	May create a Design Portfolio, Design a room of their own	Q	2 days		
Responsibility	5.2: Differentiate between respectful and disrespectful behaviors toward other individuals or groups.	Expectations during independent work time	Q	2 days		
Wellness	6.1: Demonstrate responsibility for individual safety and the safety of others.	May include the following lessons: Sewing safety, sewing machine safety, precautions in the room, hand sewing projects, sewing machine project, learn sewing terms and tool names for use and safety precautions	Q	2 days		
Demographic Change	7.1: Describe current demographic trends and their consequences upon the individual and family needs.	May include lessons on: Clothing evolution, Family dynamic, Design fads, Evolution of Design	Q	3 days		
	7.3: Examine changes within the family from a historical perspective.		Q	3 days		
	8.1: Describe the relationship between a responsible producer and consumer	May include lessons on: quality assurance, tricks of purchasing design elements, Guest speaker		2 days		
	8.2: Examine factors that influence wants and needs					

Family Consumer Science- 8th Grade  
Design - update 02/2011

Standard or GLCE #	Standard or GLCE Language	What this means:	Q	Lessons	Examples of Formative Assessments	Vocabulary
	Students will . . . .					
Consumerism	8.4: Demonstrate ways to conserve individual and community resources	that is an Interior Designer, Person who uses sewing in their career, Influences in decisions, Using environmentally friendly designs, how to redesign items for a new use in a room, how to mend clothings with Hand Sewing skills, putting on a button, Sewing machine parts and functions to thread a machine and use to mend clothing and sewing own design elements out of old fabric or economical fabric choices. Pattern reading	Q	2 days		Complementary Color, Double Complementary Color, Monochromatic, Split-Complementary, Triad, Art Deco Design, Contemporary, Eclectic, English-Tudor, French, Mission, Arts & Crafts, Victorian, Traditional, Cottage Design, Shaker, Shabby-Chic, Colonial Revival Style, Split-Level, Shed Style, Themes, Treatments, Accessories
Impact of Technology	9.4: Retrieve, communicate, and analyze information using a technological system	Research Interior Design, Interior Design associations and College programs, read interviews with Interior Designers on Career Cruising	Q	3 days		
Using Community Resources	10.1: Identify available community resources	Locate a Designer to come in to class, discuss local resources for furniture, finding a designer, how to select an Interior Designer, finding and using Design Elements and Principles	Q	1 day		
	10.5: Explore career pathways and how technology relates to various careers	Watch a video on Interior Design Basics, Visit Career Cruising and research other provided sites on becoming an Interior Designer, experience being an Interior Designer by creating a Design portfolio and a Design final project	Q	1 day		