




## Versatrans My Stop App Directions

To better serve our families, our Transportation Department has implemented Versatrans My Stop on all of our buses. My Stop is a mobile app that provides parents access to bus information such as a child's assigned bus, bus stop location and real-time updates on the estimated time of arrival at the bus stop. This will allow parents and students to plan for late or on-time arrival, and prevent missed pick-ups. Below are step by step directions on how to set up and use the app.

1. Open the App Store on your mobile device and search for Versatrans My Stop. Once you find the app, click Download.



2. Open the app and tap "Tap to select a school district. The App will look for school districts in the area using Versatrans My Stop.



Versatrans My Stop™

Tap to select a school district ← Tab here to search for Howell Public Schools

3. Select Howell Public Schools.

8:25 AM Mon Aug 5

Closest Districts

Flushing Community Schools (MI)

Grand Ledge Public Schools (MI)

Howell Public Schools (Michigan) ← [Select Howell Public Schools](#)

Lake Orion Community School District (MI)

Lakewood Public School District (MI)

Livingston Educational Service Agency (MI )

Northwest Community Schools (Michigan)

4. Your user name is your child's student ID number and your password is their 8 digit date of birth (MMDDYYYY). Please note there are no spaces or dashes in the date of birth. If you have more than one child in the district, you only need to log in once.



Versatrans My Stop™

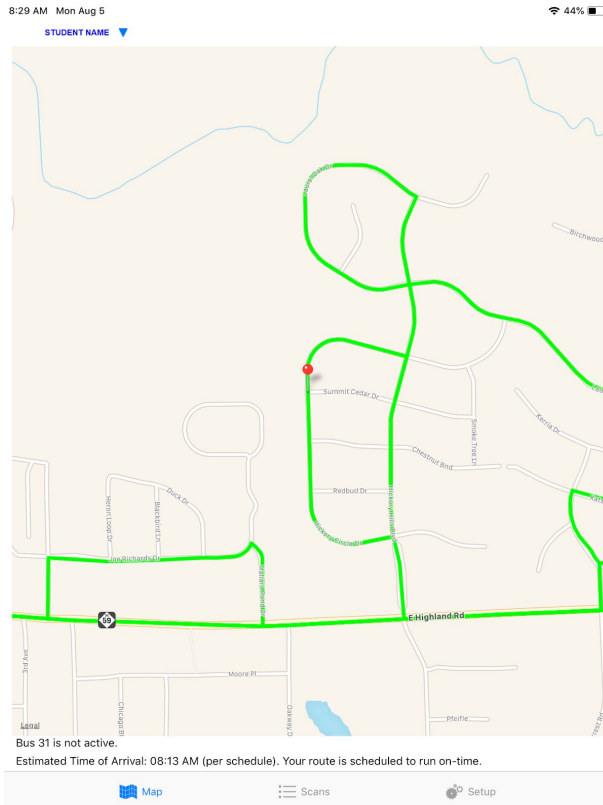
Howell Public Schools

Username Your user name is your child's student ID number.

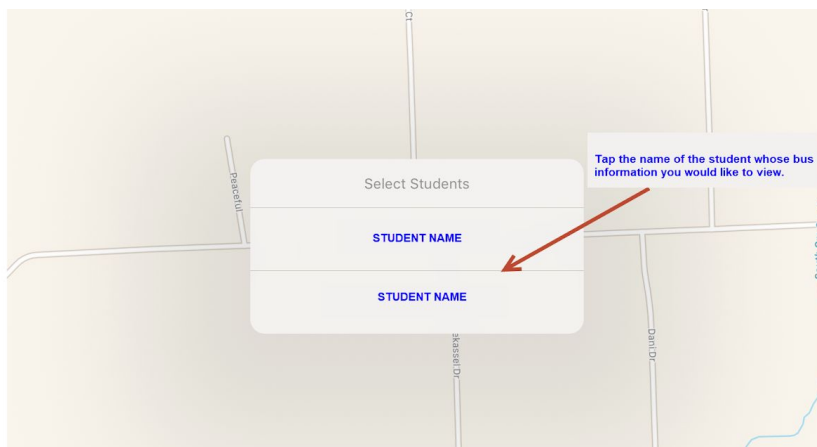
Password Your password is your child's date of birth (MMDDYY) with no spaces.

[Login](#)

- Once you log in, your student's name is displayed at the top of the screen. Also displayed is a map with their bus stop location and the estimated time of arrival at the stop.



- If you have more than one student in the district, you can switch to view their bus information by clicking the arrow at the top of the screen and then selecting their name. Please note: Versatrans My Stop links students based on their home phone number as found in PowerSchool. If one of your children does not appear, please confirm that we have the same home phone number for the students in PowerSchool. You can do this in the SchoolForms section of the PowerSchool Parent Portal. If the students' home phone number is not the same, you can update this in the SchoolForms section of the PowerSchool Parent Portal. This change will take a few days to update in Versatrans My Stop. In the meantime, you can switch between students by logging out of the app and logging in with your other student's student ID number as the user name and date of birth as the password.



7. By clicking the “Setup” button at the bottom of the screen you can edit your app preferences which include turning on “Delayed Bus” notifications,” changing your password or logging out of the app. Please note: we will not be using the email function of the app as email notification will still be set using our parent notification system.

