



Washington State Summary

Wilbur Elementary School

202 Pope Street
Wilbur, WA 99185-1090

5096475892

Enrollment

(2019-20 School Year)

99



0%

English Learners

52%

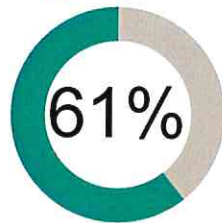
Low Income

Student Performance

How are we doing getting students to their learning goals?

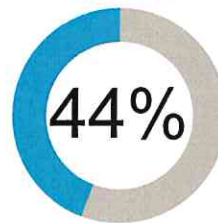


English Language Arts



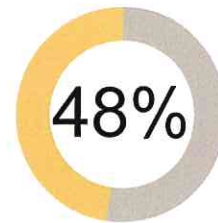
61%

Math



44%

Science



48%

Met grade level standards on state administered tests

How engaged are our students?




74%

Have Regular Attendance



22%

Have High English Language Arts Growth



11%

Have High Math Growth

About Our Teachers and Classrooms



11

Number of Teachers

50.0%

Have Master's Degree or Higher

14.6

Average Years Experience



10.5

Number of Students per Teacher

Finances

How much money do we spend on each student?

\$13,700

Staff Salary & Benefits



\$3,587

Non-Personnel Costs

All information is for the 2018-19 school year, unless otherwise noted. To see more from the Washington State Report Card, visit WashingtonStateReportCard.OSPI.k12.wa.us/ReportCard/ViewSchoolOrDistrict/101895
If you have questions or comments, contact ReportCardRedesign@k12.wa.us





Washington State Summary Wilbur Secondary School

202 Pope Street
Wilbur, WA 99185-1090

5096475602

Enrollment

(2019-20 School Year)

133



0%

English Learners

41%

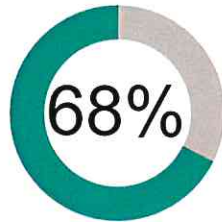
Low Income

Student Performance

How are we doing getting students to their learning goals?

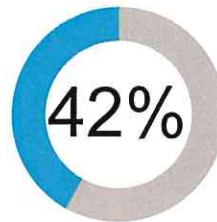


English Language Arts



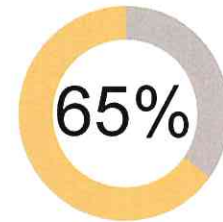
68%

Math



42%

Science



65%

Met grade level standards on state administered tests

How engaged are our students?

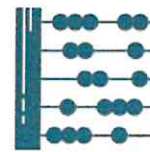


9th Graders on Track to Graduate



32%

Have High English Language Arts Growth



30%

Have High Math Growth

About Our Teachers and Classrooms



21

Number of Teachers

50.0%

Have Master's Degree or Higher

14.4

Average Years Experience



6.0

Number of Students per Teacher

Finances

How much money do we spend on each student?

\$12,280

Staff Salary & Benefits



\$3,587

Non-Personnel Costs

All information is for the 2018-19 school year, unless otherwise noted. To see more from the Washington State Report Card, visit WashingtonStateReportCard.OSPI.k12.wa.us/ReportCard/ViewSchoolOrDistrict/101894
If you have questions or comments, contact ReportCardRedesign@k12.wa.us

